

Oh, Ranger!®

COMPLIMENTARY ~~\$2.95~~

2017/2018

YOUR COMPLETE GUIDE TO THE PARKS

YELLOWSTONE NATIONAL PARK

ACTIVITIES • SIGHTSEEING • DINING • LODGING
TRAILS • HISTORY • MAPS • MORE



OFFICIAL
PARTNERS



JOURNEY *Further*

This summer, Yamaha launches a new Star motorcycle designed to help you journey further...than you ever thought possible.

To see the road ahead, visit

YamahaMotorsports.com/Journey-Further



Some motorcycles shown with custom parts, accessories, paint and bodywork. Dress properly for your ride with a helmet, eye protection, long sleeves, long pants, gloves and boots. Yamaha and the Motorcycle Safety Foundation encourage you to ride safely and respect the environment. For further information regarding the MSF course, please call 1-800-446-9227. Do not drink and ride. It is illegal and dangerous. ©2017 Yamaha Motor Corporation, U.S.A. All rights reserved.





WELCOME

Home to more than two million acres of lakes, waterfalls, geysers and panoramic vistas, since 1872, the world's first national park has hosted millions of visitors from around the world, who come to see its renowned natural wonders and the diversity of animal life that thrives in its wildlife sanctuaries.

Every season brings special wonders and the park's varied landscapes offer a range of exciting experiences.

The NPS protects this unique resource (which includes six National Historic Landmarks) and its visitors. The NPS and concessioners, including Yellowstone National Park Lodges-Xanterra, work together to ensure that your visit to Yellowstone is a memorable one.

This *American Park Network* guide is provided by Yellowstone National Park Lodges to enhance your appreciation and enjoyment of this magnificent park. It is made possible by the support of sponsors whose messages appear inside.

Please respect the park and minimize your impact so that its natural resources will be protected and preserved for future generations. **Enjoy your visit and please come back!**

PHOTO OP!



Send us your stories and photos and you could be a part of our guide!

f t i p OhRanger



FUN FACTS

Established: In 1872 Congress passed legislation making Yellowstone the world's first national park.

Land Area: 2.2 million acres of forests (80 percent), grassland (15 percent) and water (5 percent). Although 96 percent of Yellowstone National Park is claimed by Wyoming, small portions of the park also lie in Montana (3 percent) and Idaho (1 percent).

Lowest and Highest: Elevations 5,282 feet at Reese Creek to 11,358 feet at Eagle Peak's summit.

Number of Plant & Animal Species: The park is home to seven species of conifer trees, more than 1,000 species of native vascular plants, 67 species of mammals (including grizzly bears, wolves, bison, moose and elk) and more than 320 bird species!

Popular Sights: Yellowstone's geysers and hot springs such as Mammoth Hot Springs and Norris Geyser Basin; Yellowstone Lake; waterfalls such as Upper and Lower Falls of the Yellowstone River; and iconic sights like Gallatin Range, Hayden Valley, the Grand Canyon of Yellowstone, Morning Glory Pool and Old Faithful Geyser.

Popular Activities: Enjoy free ranger-led programs, sightseeing tours, fishing, boating, wildlife watching, cross-country skiing and horseback riding in the park.

Hiking: There are more than 1,000 miles of backcountry trails. Roads and facilities take up less than three percent of the park; the rest is wilderness. For More Information: Visit YellowstoneNationalParkLodges.com or nps.gov/yell or call (307) 344-7381.



Energizing adventure in partnership with the National Parks Conservation Association.



GO AND CONQUER

SAVE 20%

PLUS EARN 1,000 WYNDHAM REWARDS BONUS POINTS WHEN YOU BOOK 2 NIGHTS* AT TRAVELODGE.COM/GO

Travelodge

The difference between a trip and an adventure? The can-do, can-conquer attitude that can only come from a good night's sleep.

Stay Close to Adventure.® **Travelodge** and Go.

*Subject to availability at participating hotels. Wyndham Rewards members only. Book online by September 4, 2017 & complete the 2 night minimum stay by September 10, 2017. Sunday - Thursday arrivals only. Offer subject to change/cancellation at any time, as well as full terms at www.travelodge.com/go. Void where prohibited.



Savings can take you to *amazing* sights.



GEICO® for your RV

geico.com | 1-877-434-2678 | Local Office

Some discounts, coverages, payment plans and features are not available in all states or all GEICO companies. GEICO is a registered service mark of Government Employees Insurance Company, Washington, D.C. 20076; a Berkshire Hathaway Inc. subsidiary. © 2017 GEICO



CONTENTS



American Park Network® publishes OhRanger.com, Oh, Ranger! ParkFinder™ and Oh, Ranger!@ guides—a collection of visitor guides for public lands all across America. American Park Network is an official partner of the National Forest Foundation, National Parks Conservation Association, National Fish and Wildlife Foundation, American Hiking Society and the Student Conservation Association.

Publisher & Editor-in-Chief
MARK J. SAFERSTEIN

Associate Publisher & Executive Editor
Joel S. Saferstein

Group Sales & Partnerships Director
Alex Frenkel

EDITORIAL / PRODUCTION

Managing Editor: Kate Morgan
Editors: Nell Alk, Monette A. Bailey,
Scott Deckman, Cinnamon Janzer, Julie McCool,
Renee Sklarew, Andy M. Smith
Proofreader: Shannon Kronstadt
Graphic Designers: Mario Arce, Dennisse Cruz,
Mike Dion, Yamileth Racinos, Tatiana Hurtado

DIGITAL

Technology Managers: Scott Falconer, Josh Eckstein

ADVERTISING SALES & MARKETING

(212) 581-3380

adsales@americanparknetwork.com
Business Development: Sharon Burson,
Randy Burton, Mary Pat Kaleth, Pat Keane,
Craig King, Kristi Rummel
Operations Manager: Matthew Price

American Park Network
41 East 11th Street, 11th Floor, NY, NY 10003

    @OhRanger

©2017 APN MEDIA, LLC · All Rights Reserved

Oh, Ranger! and American Park Network are registered trademarks of APN Media, LLC.



The publisher of this guide and the advertisers herein are not affiliated with, or endorsed by, the National Park Service.

FOR MORE INFORMATION

Distribution requests
distribution@americanparknetwork.com

Oh, Ranger! Wi-Fi™ installation/sponsorship
wifi@americanparknetwork.com

	Welcome	2
	What's New!	6
	Plan Your Visit	8
	Important Numbers	14
	Lodging & Dining	15
	Who's Who at the Park	18
	Park Regulations & Safety	20
	Visitor Services	23
	Preservation	26
	Centerfold Map	
	History & Culture	29
	Things To Do	32
	Winter Activities	35
	Sights To See	38
	Camping	42
	Walking & Hiking	44
	Nature & Wildlife	46
	Just for Kids	51
	Photography	52
	If You Only Have a Day	56

Cover: Castle Geyser bennymarty/iStock. Special thanks to Wendie Carr and Yellowstone Forever for their invaluable assistance.

For answers to all your questions, go to **OhRanger.com**



WHAT'S NEW!

“There is nothing so American as our national parks.”

— Franklin Delano Roosevelt

Access to parks is one of the things that's truly great about life in America. Not just national parks, like FDR stated, but *all* parks. Parks afford everyone, regardless of race, income, social status or age, the opportunity to escape the concrete jungle and step into the wild. It doesn't matter whether it's a small step into a local park or a giant leap into the backcountry. The effect is the same. Time in nature feels good. Other values that parks bring may be less obvious. Since we take care of the things we value, I'd like to highlight a few other benefits we all receive from public lands:

Economic Impact America's federal, state and local parks and public lands generate \$200 billion in annual economic activity and support more than one million jobs! You might help a dozen businesses during a weekend hiking trip. Imagine the impact of a week-long national park adventure. Parks raise property values, too!

Conservation Trees produce the oxygen we need to survive, but did you know that they also help save money? It's estimated that trees in cities save \$400 billion in costs to retain stormwater. A single tree can store 100 gallons or more, which helps keep streets from flooding and reduces the need for artificial storage facilities. A tree can also absorb as much as three tons of carbon gas during its lifetime.



Mark, Joel & Alex – Support parks, stay healthy!

Take a deep breath in a park and you'll immediately know the value of greenspace.

Health & Wellness Studies show a high correlation between time spent in parks and improved health (and, in my view, happiness). You move more when you're outside, which decreases stress, makes you more fit and reduces the risk of many health issues, such as diabetes, high blood pressure and heart disease. Exercise (which parks inspire) also positively impacts your cholesterol levels. A few years ago, I started bicycling to work every day. A year later, my overall cholesterol went down while my HDL—the “good” cholesterol—went up. The results of a small change in your exercise routine can be amazing! Parks invite this change.

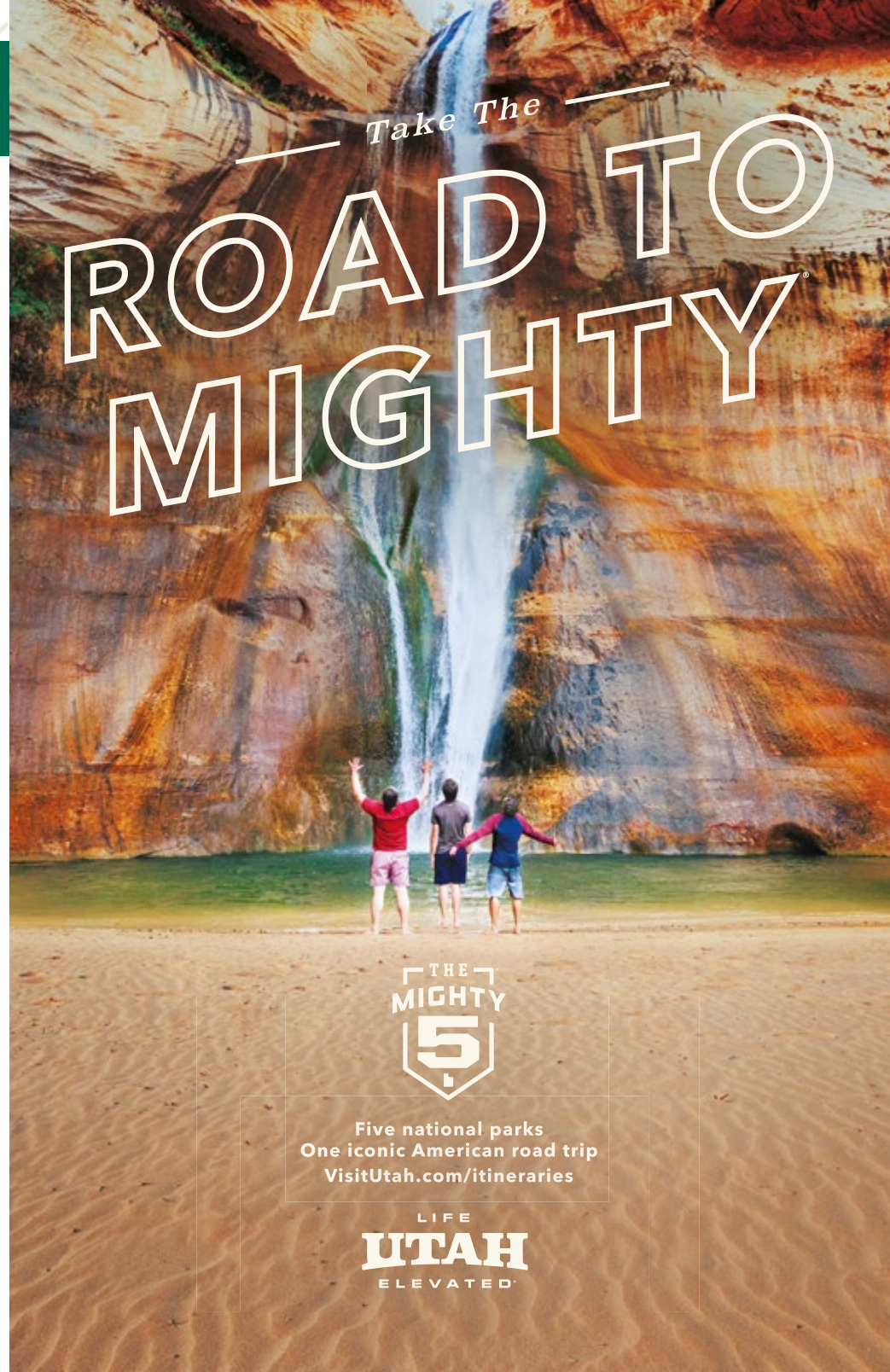
The value of parks is undeniable, so follow FDR's lead and support our public lands. It's the all-American thing to do. (Congress, take note!) You'll save the country money while improving our nation's health—and your own, too. Not a bad combination!

mark@americanparknetwork.com



GET CONNECTED AT YOUR FAVORITE PARKS!

Parks are about enjoying nature, but what if you want to share a great picture or are awaiting an important email? If you're looking to add connectivity to your park, or if you already have Wi-Fi and would like help adding content or generating sponsor revenues, please let us know at wifi@americanparknetwork.com.



Take The ROAD TO MIGHTY



Five national parks
One iconic American road trip
VisitUtah.com/itineraries

LIFE
UTAH
ELEVATED™



PLAN YOUR VISIT



GETTING TO YELLOWSTONE

Park Entrances: Yellowstone is accessible from five major entrances during the summer: **North** (U.S. 89) from Gardiner, Montana; **West** (U.S. 20) from **West** Yellowstone, Montana; **South** (U.S. 89) from Jackson, Wyoming; **East** (U.S. 20-16-14) from Cody, Wyoming; and **North-east** (U.S. 212) from Silver Gate and Cooke City, Montana.

Seasonal Road and Entrance Closures: The North and Northeast entrances are open year-round, as is the road from Gardiner, MT and the North Entrance to Cooke City, MT at the Northeast Entrance. In the winter, visitors must return to Gardiner to drive back to Interstate 90 and destinations beyond. *All other park entrances and interior roads close to the public at 8 a.m. on Monday after the first Sunday of November.* They reopen to tracked, over-the-snow



vehicles from mid-December through mid-March and begin to reopen for wheeled vehicles in mid-April.

Construction: For current road construction and conditions, call the **NPS at (307) 344-2117** or **visit nps.gov/yell**.

FEDERAL RECREATIONAL LANDS PASSES

A federal recreation pass is helpful if you plan to visit many national parks, forests or other federal lands. For information, call **(888) 275-8747** or visit **store.usgs.gov/pass**.

Type	Cost	Availability	Details
Annual Pass	\$80	General Public	This one-year pass is available on site, by phone or online (see above).
Senior Pass	\$10	U.S. residents age 62+	This lifetime pass is available on site or via mail order. ID required.
Military Pass	Free	U.S. military members and their dependents	This one-year pass is available on site. ID (CAC Card or DoD Form 1173) required.
Access Pass	Free	U.S. residents with permanent disabilities	This lifetime pass is available on site or via mail order. ID and documentation required.
Volunteer Pass	Free	250 cumulative volunteer service hours	Inquire locally to obtain information about this one-year pass.



Pre-Collision¹ with Pedestrian Detection² standard.

The 2017 PRIUS

Pedestrians can come out of nowhere. So Pre-Collision with Pedestrian Detection can help spot them and brake for you. It's just one of the standard Toyota Safety Sense™ P (TSS-P)³ features that give you more peace of mind.

Options shown. Dramatization. 1. The TSS Pre-Collision System is designed to help avoid or reduce the crash speed and damage in certain frontal collisions only. It is not a substitute for safe and attentive driving. System effectiveness is dependent on road, weather and vehicle conditions. See Owner's Manual for additional limitations and details. 2. The Pedestrian Detection system is designed to detect a pedestrian ahead of the vehicle, determine if impact is imminent and help reduce impact speed. It is not a substitute for safe and attentive driving. System effectiveness depends on many factors, such as speed, size and position of pedestrians, and weather, light and road conditions. See Owner's Manual for additional limitations and details. 3. Drivers are responsible for their own safe driving. Always pay attention to your surroundings and drive safely. Depending on the conditions of roads, weather and the vehicle, the system(s) may not work as intended. See Owner's Manual for additional limitations and details. ©2017 Toyota Motor Sales, U.S.A., Inc.

TRANSPORTATION

Air: Commercial air service is available to Billings (129 miles), Bozeman (77 miles) and West Yellowstone (three miles) in Montana; to Jackson (57 miles) and Cody (53 miles) in Wyoming; and to Idaho Falls (112 miles) in Idaho. Air service to West Yellowstone is only available in summer. *Note: Distances are measured from the nearest park entrance.*

Bus: Greyhound serves Bozeman and Livingston, Montana, and Cody, Wyoming. Powder River also offers bus service into the park from Cody. Gray Line/Alltrans serves West Yellowstone and offers connecting bus service into the park from Jackson via the South Entrance. Several connections are only offered seasonally. Yellowstone National Park Lodges offers shuttle service from Bozeman to Mammoth Hot Springs Hotel in the winter. Reserve in advance by calling **(866) 439-7375** or **(307) 344-7311**. *Additional bus companies that serve the region include: Karst Stage, Salt Lake Express, Wind River Transportation Authority, Black Hills State Lines and Southern Teton Area Rapid Transit.*

Tours: Tours of the park are available through Yellowstone National Park Lodges. See *Yellowstone* and other tour operators.

Rental Car: Cars may be rented at some airports and in major towns near the park.

Train: There is no direct rail service to the park.

ENTRANCE FEES

The entrance fee is \$30 for a private, noncommercial vehicle; \$25 for a motorcycle; or \$15 for each visitor 16 and older entering on foot, bike, ski, etc. This fee provides the visitor with a seven-day entrance permit. Remember to keep your admission receipt in order to re-enter the parks.

Guests visiting both Yellowstone and nearby Grand Teton National Park can save \$10 by purchasing a \$50 two-park vehicle pass for cars or a \$40 motorcycle pass. Both passes are good for seven days. In 2016, no price changes will occur for the America the Beautiful Interagency Annual Pass, the Military Annual Pass, the Interagency Senior Pass, or the Interagency Access Pass.

Advance reservations are not needed to enter the park. Entrance fees are waived if you have an annual or lifetime national park pass. A **Yellowstone and Grand Teton Annual Pass** is available at park entrances.

EVERY KID IN A PARK

To help engage and create our next generation of park visitors, supporters and advocates, The Obama administration, in partnership with the Federal Land Management agencies, launched the Every Kid in a Park initiative. The immediate goal is to provide an opportunity for each and every 4th grade student across the country to experience their federal public lands and waters in person.

All kids in the fourth grade have access to their own Every Kid in a Park pass at everykidinapark.gov. This pass admits the pass owner and any accompanying passengers in a private non-commercial vehicle to the park. You can obtain the pass by visiting everykidinapark.gov and you must print it and present it at the park. The Every Kid in a Park pass is valid until August 31, 2017.

SEEING THE PARK

You can see the park by backpacking, bicycling, driving, hiking, horseback riding, or by taking a guided interpretive tour. See the "Things to Do" chapter for more information.

PARK NEWSPAPER

Pick up a copy of *Yellowstone*, a free NPS publication, at visitor centers and park entrances. It offers news and current information about park facilities and programs.

CONTACT INFORMATION

For park information, call the NPS visitor information line at **(307) 344-7381**. For lodging, camping, activity and dining information, contact Yellowstone National Park Lodges at **(307) 344-7901** (general information); **(307) 344-7311** (reservations) or visit **YellowstoneNationalParkLodges.com**.

WEATHER

Yellowstone's weather is always unpredictable. Storms can come up suddenly, causing a drop in temperature or resulting in precipitation. Always carry extra clothing when hiking.

ALTITUDE

Most areas that people visit in the park are above 7,500 feet. Take time to acclimate—drink plenty of water to avoid dehydration from altitude and dry climate.

WHAT TO WEAR

Always be prepared by dressing in layers. Don't forget a jacket or sweater, rain gear, sunscreen and sunglasses.

PARK HEADQUARTERS

Located at Mammoth Hot Springs, Yellowstone National Park Headquarters is the historic site of Fort Yellowstone where, from 1886 to 1918, the U.S. Army was in charge of protecting the park from poachers, vandals, robbers and whatever lawlessness threatened the park and its early tourists. Now the old army buildings house the park's administrative offices and the

BE PREPARED!

SAFETY VIDEO

HIKING GOODS

BEAR SPRAY SALES AND RENTAL

VISIT WWW.BEARAWARE.COM FOR MORE INFORMATION AND SAFETY VIDEOS.
CANYON VILLAGE • YELLOWSTONE NATIONAL PARK, WYOMING • 406-224-5367



GENERAL STORES

Grab a bite to eat or a souvenir at one of 12 Yellowstone General Stores located throughout the park. You'll find groceries, gifts, apparel, sandwiches and tasty grab-and-go items that you can enjoy quickly and get back to exploring. From retro 50s-inspired counter service to casual cafeterias, hand-dipped ice cream parlors and self-serve frozen yogurt bars, there are a variety of dining experiences. The stores are also convenient places to rest, refuel and enjoy one-of-a-kind shopping. For more information, call (406) 586-7593 or log on to visit yellowstonepark.com.



Gayle Gavagan / DNC Parks & Resorts

Albright Visitor Center. You can take a self-guided walking tour of the fort.

VISITOR CENTERS/RANGER STATIONS

Visitor centers, the park's main information hubs, are conveniently located near most lodging complexes. Stop by to purchase books, maps and other publications, and obtain information about how to see the park and what to do in Yellowstone. Opening and closing dates vary, but most have shortened hours of operation (or are closed) between September and late May. See the park newspaper, *Yellowstone*, for current hours of operation. **Ranger stations** are located in most developed areas.

Albright Visitor Center, located within the historic Bachelor Officers Quarters at Mammoth Hot Springs, is undergoing renovations. A temporary visitor center is set up nearby. It offers park information, a bookstore and exhibits on wildlife. Please call (307) 344-2263 for information.

At the **Old Faithful Visitor Education Center**, park rangers explain and predict geyser eruptions. Open during summer and winter seasons, the center is home to

exhibits on hydrothermal features, life in extreme environments, volcanic geology and scientific investigations of these phenomena. Please call (307) 344-2750 for more information.

The **Canyon Visitor Education Center** contains a variety of engaging exhibits explaining Yellowstone's geologic story with particular focus on the volcano beneath the park. Films are shown throughout the day. The Canyon Visitor Education Center is open from May through late September. Please call (307) 344-2550 for more information.

Exhibits at the **Grant Village Visitor Center** tell the story of the 1988 Yellowstone fires. A film about the historic fires of 1988 is shown regularly. Located on the west shore of Yellowstone Lake, Grant Village Visitor Center is open late May to late September. Please call (307) 242-2650 for more information.

Fishing Bridge Visitor Center, a National Historic Landmark, was built in 1932 and houses exhibits about Yellowstone's birds and other wildlife. A scale model of Yellowstone Lake reveals the fascinating geology of the lake bottom.

Located at the north end of Yellowstone Lake, Fishing Bridge Visitor Center is open from late May to late September. Please call (307) 242-2450 for more information.

Norris Geyser Basin Museum & Information Station, another National Historic Landmark structure, is located in Norris Geyser Basin and houses exhibits on geysers, hot springs, mud pots and steam vents. It is open late May through September. Please call (307) 344-2812 for more information.

The **Museum of the National Park Ranger**, located at Norris Campground, was built as an Army outpost in 1908 and is part of the Fort Yellowstone National Historic Landmark District. Exhibits here focus on the Army era of park administration, as well as the evolution of the NPS ranger profession. The museum is open from late May through late September.

ber. Please call (307) 344-7353 for more information.

Madison Information Station/Junior Ranger Station, located at Madison Junction in the Madison Picnic Area, provides park information, and Junior Ranger activities. See the park newspaper for dates and hours of operation. For more information, please call (307) 344-2876.

The **West Thumb Contact Station** provides park information and a bookstore, and also serves as a meeting place for interpretive walks and talks during summer. It is open late May through late September. For more information call (307) 344-2650.

The **West Yellowstone Visitor Information Center**, located just outside the park on U.S. 20 in West Yellowstone, is open from mid-April through November. For more information, please call (307) 344-2876.

ESCAPE THE CROWDS!

Come where the real West still lives, in Dubois, Wyoming. Remote and serene, barely one hour from Yellowstone via a spectacular scenic drive.

So many THINGS TO DO!

Fish solitary streams.
Enjoy backcountry on foot, horse or wheels.
Square dance on Tuesday and rodeo on Friday.
Discover bighorn sheep, railway lumberjacks, petroglyphs and more...



307-455-2556
www.duboiswyoming.org



IMPORTANT NUMBERS

Emergency	911
NPS General Information	(307) 344-7381
Road Updates	(307) 344-2117
Park Tip Line (to report crime)	(307) 344-2132
NPS Campground Update (recorded message)	(307) 344-2114
NPS TDD	(307) 344-2386
NPS Accessibility Coordinator - ♿	(307) 344-2314
Sign Language Interpreters for NPS programs (3 weeks in advance)	(307) 344-2251
Yellowstone National Park Lodges (Lodging, Dining, Camping/RV Park, Activities)	(307) 344-7901
Reservations	(307) 344-7311
TDD	(307) 344-5395

OUTSIDE THE PARK

Outside Yellowstone, visitors can continue to learn more about the area's natural and cultural history.

The **West Yellowstone Chamber of Commerce Visitor Center** is located at 30 Yellowstone Ave. in West Yellowstone.

The **Montana Historical Society** in Helena, Montana, has exhibits related to Montana's history, culture, art and landscape.

The **Museum of the Rockies** in Bozeman, Montana, houses one of the world's largest collections of dinosaur skeletons (including the largest T-rex skull in the world), permanent exhibits on Western history and American Indians, several changing exhibits, and a planetarium.

Interest in fine art and wildlife can be explored at the National Museum of Wildlife Art in Jackson, Wyoming.

The **Buffalo Bill Center of the West** in Cody, Wyoming, tells the story of the American West in five museums under one roof. The Draper Museum of Natural History,

at the Buffalo Bill Center, takes you on an interactive journey through the Greater Yellowstone Ecosystem and is the first American natural history museum of the 21st century. Visitors can also experience the life and times of Buffalo Bill, explore a renowned gallery of Western art, discover the history and culture of the Plains Indian people, and see the world's most comprehensive collection of American firearms.

At the **Buffalo Bill Dam Visitor Center** near Cody, you can look straight down a 353-foot drop to the Shoshone River.

In Pinedale, Wyoming, the **Museum of the Mountain Men** focuses on the life of Jim Bridger and tells the story of other fur trappers and early explorers.

The **Meeteetse Museum** in the town of Meeteetse, Wyoming, gives history buffs a glimpse of the old Wild West.

SHARE YOUR FAVORITE
IMAGES WITH US!
FOLLOW US! @OhRanger.com



LODGING & DINING

Reflecting the natural surroundings of Yellowstone, televisions, radios and air conditioning are not available at in-park lodging. Wireless internet service is available for a fee at some lodging/dining facilities in the park.

There is limited cell phone service at Old Faithful, Mammoth, Grant Village, Yellowstone Lake and Canyon areas. **Interpretive programs** are offered almost every evening during peak season. There are **phones** in some guest rooms, and pay phones are available at some locations around the park.

Wheelchair accessible accommodations are available on a limited basis. **Pets** are allowed in the park and can stay with guests in cabin-type accommodations only. There is a pet fee. All park accommodations are **non-smoking**.

Yellowstone National Park Lodges offers dining at hotels and lodges in the park, ranging from historic, full-service dining rooms to casual cafeterias and quick-service outlets. **Children's menus** are always available. Suggested dress is casual. Dinner **reservations** are required at some dining rooms; breakfast and lunch seating is first come, first-served. Deli lunches to go are available from dining rooms throughout the park. Place your order the day before. **Quick-service** options are also available at cafeterias, fast food outlets and Yellowstone General Stores, located throughout the park.

Lodging, dining and activity reservations are strongly recommended. For reservations, call **Yellowstone National Park Lodges** at (307) 344-7311 or visit **YellowstoneNationalParkLodges.com**. If you are already at Yellowstone, front desk staff at park lodges can make additional

lodging and activity reservations for you. American Express, VISA, MasterCard, Diners Club, Discover and JCB are accepted.

1 Roosevelt Lodge Cabins These historic, rustic cabins are located in a favorite area of Theodore Roosevelt. The Roughrider Cabins have wood-burning stoves, but no private baths. The Frontier Cabins are heated and have private baths. **Roosevelt Dining Room** In keeping with the cowboy atmosphere, specialties include mouthwatering baby back ribs, Roosevelt baked beans and crispy fried chicken. **Roosevelt Old West Dinner Cookout** Ride out to Yancey's Hole on horseback or wagon to enjoy Western entertainment and a hearty dinner of steak, corn, coleslaw, cornbread muffins, homemade Roosevelt baked beans, watermelon and fruit crisp. **B L D**

2 Canyon Lodge and Cabins Along with the existing lodge rooms and Western cabins, five new lodges have opened over the past few years. **Canyon Lodge Dining Room** Breakfast is buffet-style or á la carte. Lunch is burgers, sandwiches and a soup/salad bar. Dinner includes fish, meats and vegetarian options. **Canyon Cafeteria** Quick hot entrées, soups, sandwiches, pastas and grab-and-go items. **Canyon Lodge Deli** Fresh grab-and-go items for picnics and meals on the run. **B L D**

3 Old Faithful Lodge Cabins The historic lodge features massive logs and stone pillars and its lobby offers a great view of Old Faithful geyser. The cabins, grouped nearby, allow pets. The Frontier Cabins have private bathrooms; Budget Cabins do not. The **Old Faithful Lodge Cafeteria** of-

fers quick meals including hot entrées, deli sandwiches, pastas, salads and grab-and-go items. Want a snack? Visit the **Old Faithful Lodge Bake Shop** for fresh muffins, bagels, sandwiches and ice cream. **B L D**

4 Old Faithful Inn A National Historic Landmark that opened in 1904, the inn was built of local logs and stone, adjacent to its namesake geyser. The lobby features a stone fireplace and a handcrafted clock. A variety of room types are available. The **Old Faithful Inn Dining Room's** specialties include beef, pork, seafood, chicken and vegetarian options. Buffet also available. Reservations required for dinner. **Bear Paw Deli** is perfect for on-the-go options—sandwiches, salads and ice cream are perfect. **B L D**

5 Old Faithful Snow Lodge and Cabins Open summer and winter, this award-winning hotel boasts 100 lodge rooms, while nearby Frontier and Western Cabins offer modern cabin-style accommodations. All have private baths. **Obsidian Dining Room** Beautiful custom chandeliers accent this dining room where hearty meals are served. Dinner reservations are required in the winter. **Geyser Grill** Breakfast sandwiches, burgers and deli selections. **B L D**

6 Mammoth Hot Springs Hotel and Cabins Completed in the 1930s, the historic hotel's Map Room contains a large, wooden map of the United States made of 15 types of wood from nine countries. Facilities include hotel rooms and cabins with or without private baths. The first four-star green restaurant in the National Park system, the **Mammoth Hotel Dining Room** is known for its value-priced entrees or small-plate options with oc-

casional views of elk and bison grazing nearby. Dinner reservations accepted only in winter. Swing by the **Mammoth Terrace Grill** for breakfast sandwiches, fast food, soup, salad and ice cream. **B L D**

7 Grant Village This lodging complex is comprised of six two-story buildings, each with 50 rooms. All rooms have private baths. The village is situated on the southwestern shore of Yellowstone Lake, about 20 miles from Old Faithful. NPS visitor center and Yellowstone Lake are nearby. **Grant Village Dining Room** Enjoy a buffet breakfast, sandwiches and salads for lunch, and a range of value-priced dinner items. Reservations required for dinner. **Grant Village Lake House** Enjoy casual dining and a great lake view. **B**

8 Lake Yellowstone Hotel and Cabins (not shown) Designated a National Historic Landmark in 2015, this property is a Colonial Revival masterpiece. Facilities include classically appointed hotel rooms and comfortable cabins. All have private baths. **Lake Hotel Dining Room Specialty** sandwiches and entrée salads are served at lunch, while dinner includes fresh and savory entrees. Menu focuses on local and sustainable cuisine. Dinner reservations required. **Lake Hotel Deli** Sandwiches, soup, snacks, desserts and beverages. **B L D**

9 Lake Lodge Cabins (not shown) The lodge's porch affords a rocking-chair view of shimmering reflections of the mountains on Yellowstone Lake. There are also two cozy fireplaces in the lodge. Cabins with private baths are grouped nearby. The **Lake Lodge Cafeteria** offers hot entrees, salads, sandwiches and to-go items.



KEY			
	Breakfast		Lobby bar
	Lunch		Stage Coach Rides
	Dinner		Guided Trail Rides
	Open in winter		General Store
	Reservations required		ATM
	Lounge		Public Laundry
	Interpretive Sightseeing Tours		Post Office
	Wheelchair Access		Espresso service
	Medical Clinic		Service Station

RESERVATIONS

(307) 344-7311

YellowstoneNationalParkLodges.com



WHO'S WHO AT THE PARK

NATIONAL PARK SERVICE

The NPS is the federal custodian of Yellowstone National Park. As an agency of the Department of the Interior, the NPS has the responsibility of preserving and protecting the environmental and cultural values of our national parks, protecting the wildlife therein and providing for public use and enjoyment of the parks. Contact: Yellowstone National Park Headquarters, P.O. Box 168, Yellowstone, WY 82190; **(307) 344-7381**; nps.gov/yell.

YELLOWSTONE NATIONAL PARK LODGES®

Yellowstone's principal concessioner has decades of experience in park services. Summer operations include the park's nine lodging facilities, an RV park, four campgrounds, restaurants, cafeterias, snack shops, lounges, gift shops, corrals, interpretive tours, a full-service marina on Yellowstone Lake, bicycle rental at Old Faithful Snow Lodge, Summer Adventure Packages, and Lodging & Learning Packages in cooperation with the Yellowstone Association. Winter operations include lodging, restaurants, lounges, ski shops, ski and snowshoe tours, snowcoach tours, photography tours, wildlife tours and Lodging & Learning Packages.

Yellowstone National Park Lodges is investing more than \$150 million in park hotels and facilities to improve guest services and enhance sustainability. For more information, contact Yellowstone National Park Lodges, P.O. Box 165, Yellowstone National Park, WY 82190-0165; call **(307) 344-7311** for reservations; or visit YellowstoneNationalParkLodges.com. For general information or to reach a hotel guest, call **(307) 344-7901**.

YELLOWSTONE FOREVER

Yellowstone Forever is the official non-profit partner of Yellowstone National Park. Formerly the Yellowstone Association and Yellowstone Park Foundation, this new organization connects people to the park through outstanding visitor experiences and educational programs, and translates those experiences into lifelong support and philanthropic investment to conserve and enhance the park for the future.

Educational programming, products, and services help people enjoy, understand, and appreciate the wildlife, geology, and cultural history of the park, while the opportunities Yellowstone Forever provides for volunteerism and community relations develop and engage new stewards for the park. Through thoughtful cultivation and stewardship, Yellowstone Forever is building a broad network of philanthropic supporters dedicated to preserving the park.

Yellowstone Forever's mission of engagement and support through education and fundraising will ensure Yellowstone remains for generations to come. For more information or to get involved, contact Yellowstone Forever at Yellowstone.org or call **406.848.2400**.

THE YELLOWSTONE PLEDGE

The Yellowstone Pledge is a personal promise you can make to yourself and the park. It can be taken anywhere: it doesn't need to be taken out loud or in front of anyone. Visit www.nps.gov/yell/plan-yourvisit/yellowstonepledge.htm to learn more, tag **#YellowstonePledge** and encourage others to do the same.



YELLOWSTONE GIANT SCREEN

Experience YELLOWSTONE *filmed in IMAX*

Over 3,000,000 visitors and counting!

With a new 83-foot screen, Dolby Digital Sound, & state of the art 4K Digital Projector Yellowstone Giant Screen is the only Certified Giant Screen Theatre in the 12 surrounding states.

Enjoy a cinematic experience available in only a handful of theatres across the U.S.

NOW SHOWING HOLLYWOOD MOVIES NIGHTLY!!!



Highest Rated Gift Shop for Quality, Price & Selection!
Located at the theatre

YellowstoneGiantScreen.com ♦ 888.854.5862 Toll Free ♦ 406.646.4100 Local
Next to the West Entrance of Yellowstone National Park



PARK REGULATIONS & SAFETY

Make the most of your visit by planning ahead and becoming acquainted with these safety precautions and park rules.

PARK REGULATIONS

Carefully read park regulations listed here, in park newspapers and posted at visitor centers and ranger stations.

DRONES

The use of drones is strictly prohibited in the park.

FIREARMS

Firearms regulations vary by park. Check with the National Park Service at the park you plan to visit before your trip for most up-to-date information.



Bison may seem harmless, but they can be unpredictable. Never approach a wild animal.

FIRES

Campfires are restricted to designated campgrounds and picnic areas with permanent fire grates. Backcountry campfires require special permits.

You may use any dead, downed and detached material as firewood. Chainsaws are prohibited. Some campgrounds sell firewood.

Please use extreme caution with all fires and smoking materials. You must completely extinguish fires before leaving an area.

INVASIVE SPECIES AND BOATING

All watercraft must be inspected for Aquatic Invasive Species (AIS) before entering Yellowstone's waters. National Park Service staff will conduct required AIS inspections seven days per week at the Bridge Bay and Grant Village boat ramps and at the South Entrance Ranger Station. Boats intended for use on Lewis Lake must be inspected at Grant Village or the South Entrance before launching.

PERMITS

Permits are required for boating, fishing, overnight hiking or camping in the backcountry. Permits are available from visitor centers or ranger stations. To ensure safety, read the accompanying information you receive with the permit. Talk to park rangers about trail conditions, bear sightings, wildlife migrations, weather warnings and stream crossings.

PETS

Owners must assume complete responsibility for their pets, which must be leashed at all times. For the safety of pets and wildlife, pets are prohibited on trails,

NPS

in the backcountry and at all thermal areas. Pets are allowed in campgrounds and cabin units of the park's lodging facilities, but may not be left unattended. There are no kennels in the park. Guests are charged a one-time \$25 fee for each unit occupied by an animal during the stay. For information about pets in park lodging, visit YellowstoneNationalParkLodges.com.

SPEED LIMIT

The maximum speed limit in the park is 45 mph, or slower where posted, or as conditions warrant. Use caution, especially in late evening and early morning, and during rain or snow, as wildlife is more difficult to see under these conditions. Always err on the side of caution.

SWIMMING

Bathing, wading or swimming in any thermal feature or stream whose waters flow exclusively from thermal features is

prohibited because it can damage the hydrothermal system. The NPS discourages swimming in park rivers, streams and lakes due to extremely cold temperatures and the risk of hypothermia.

TECHNICAL CLIMBING

Park mountains are not well suited for climbing due to loose and broken rock. For your safety, climbing is discouraged. Climbing in Yellowstone's Grand Canyon is illegal.

VANDALISM

It is illegal to deface, damage or remove any plants, animals or minerals. With your help, Yellowstone can be protected.

WILDLIFE

Feeding wildlife is strictly prohibited. Do not tease, crowd or frighten animals. Startled animals may charge—bison can sprint

TOO MANY BUFFALO? *We didn't think so.*



BUFFALO BILL CENTER OF THE WEST

CODY, WYOMING | centerofthewest.org

Robert Seabeck (b.1945). *Untitled, buffalo*, 1990. Buffalo Bill Center of the West, Cody, Wyoming, USA. Gift of the artist. 16.04

37 miles per hour! Stay at least 25 yards from most animals and 100 yards away from bears and wolves.

STAYING SAFE

In wilderness areas, remember that you will experience the land on its own terms. Talk with park rangers before hiking to learn about survival and seasonal hazards. Be alert and know your limits. For hiking safety tips, see the “Walking & Hiking” chapter; for bear safety tips, see the “Nature & Wildlife” chapter. *Note: Staying overnight in the backcountry requires a permit.*

BLISTERS

To prevent blisters, wear comfortable shoes or boots that suit your needs and the terrain. Likewise, wear quality outdoor socks to cushion and protect your feet.

FALLING TREES

Avoid areas with dead trees, including areas that have burned. Dead trees may fall without warning, especially on windy days. Heed park rangers’ warnings about areas to avoid and be alert, even in your car and especially on windy days.

GEYSERS AND SCALDING WATER

All thermal pools are near or above boiling temperature. Venturing off marked trails or boardwalks is hazardous and prohibited; the thin crusts around thermal features may suddenly break. Scalding hot water inflicts serious, and possibly fatal burns. Keep small children safe in these areas.

GIARDIASIS

Giardia lamblia is present in streams and lakes at Yellowstone, and renders water non-potable unless boiled or treated.

If you develop symptoms such as diarrhea, cramps and bloating, consult a physician. Carry adequate filtered or bottled water for short hikes and, on longer trips, boil water for at least one minute before drinking or for use in cooking.

HYPOTHERMIA

Hypothermia is a potentially fatal condition that occurs when you are so cold your body can no longer warm itself. You can even experience hypothermia if you are tired and wet on a breezy summer day. If you find yourself shivering and feeling disoriented, seek shelter and drink warm liquids. This serious condition may require medical assistance.

LIGHTNING

If you see a storm developing while hiking, retreat to a lower elevation to reduce your risk of being struck by lightning. Avoid water, ridges, isolated trees and boulders. If you feel the tingle of an electrical charge building up, crouch down, lean forward and place your hands on your knees. Do not seek refuge under rock overhangs.

TICKS AND MOSQUITOES

To lessen your risk of being bitten by ticks, stay on trails and avoid grassy, brushy areas. After hiking, do a “tick check” to ensure that no ticks have attached themselves to your body. Ticks carrying Lyme disease have not been found in Yellowstone, but there have been cases of Rocky Mountain spotted fever, an illness transmitted by the Rocky Mountain wood tick. *Note: Although no cases have been reported in Yellowstone, visitors should take precautionary measures against the West Nile virus, which is carried by mosquitoes.*



VISITOR SERVICES

Park facilities begin opening in early May, with all services open by early June. Services and facilities begin closing after Labor Day. Please contact NPS or visit [nps.gov/yell](https://www.nps.gov/yell) for current dates and hours.

BANKING SERVICES

Automated teller machines are located at Old Faithful Inn, Old Faithful Snow Lodge, Lake Yellowstone Hotel, Mammoth Hot Springs Hotel, Grant Village, Canyon Lodge and general stores throughout the park. There are banks in Gardiner and West Yellowstone in Montana, and in Jackson and Cody in Wyoming.

CAMPING SUPPLIES

Yellowstone General Stores has camping and fishing equipment, groceries, sundries and souvenirs. The Mammoth Hot Springs store is generally open year-round. The Fishing Bridge RV Park also carries a limited stock of RV supplies. For more camping information, see the “Camping” chapter.

DINING

Yellowstone National Park Lodges’ park hotels, restaurants, cafeterias and quick service outlets offer food service. Yellowstone General Stores operate several snack bars and sell groceries and grab-and-go items. Pick up a free Experience Planner at any Yellowstone National Park Lodges facility. It features a park map with picnic areas marked, as well as locations of gift shops and restaurants. The Kids Activity Book, full of games and puzzles, as well as valuable coupons for parents, is also available at all Yellowstone National Park Lodges dining rooms. See the

“Plan Your Visit” chapter for more lodging and dining information.

EMERGENCIES AND MEDICAL SERVICE

Dial 911 for emergency, fire, medical or **ranger assistance** or to report accidents or injuries. To contact a park ranger, call **(307) 344-7381**. The NPS emergency medical technicians and park medics are on duty 24 hours a day, year-round.

Medcor, Inc. operates three patient-care facilities within the park. Patients requiring advanced medical care are transported to area hospitals or medical centers.

The **Mammoth Hot Springs Clinic** is open weekdays, year-round and seven days a week from June to September. Please call **(307) 344-7965** for more information. The **Old Faithful Clinic** is open from early May to mid-October, and periodically during the winter season. For appointments or assistance, please call **(307) 545-7325**. **Lake Clinic**, located at the north end of Yellowstone Lake, is open during the summer. For more information, call **(307) 242-7241**.

GIFT SHOPS

Gift shops are located throughout the park at all lodging facilities and at Yellowstone General Stores. Yellowstone National Park Lodges’ gift stores, located in the hotels, sell apparel, gifts and souvenirs. Inspired by nature and shaped by history, exclusive products reflect the park’s heritage. Convenience items such as camera memory cards, videos, sundries and regional books are also available.

Regional specialties, including pottery, carvings, gourmet foods and art prints, focus on the Yellowstone lifestyle. At Old Faithful,

artists-in-residence display their work, which is available for sale.

At Mammoth Hotel, an award-winning store, *For Future Generations: Yellowstone Gifts*, offers sustainably produced items in an environment devoted to interpreting the impact of climate change on national parks.

Book signings, food tastings and artist demonstrations are scheduled at various locations throughout the summer. Pick up an *Experience Planner* for a list of stores and their locations in Yellowstone.

Visit the Yellowstone General Store in Grant Village or *Yellowstone Adventures* in Canyon Village for camping and fishing gear, hiking apparel and footwear. At the historic Yellowstone General Store in Fishing Bridge, the *Spirit of Yellowstone* showcases Native American and Western jewelry, artwork, curios and gifts.

LAUNDRY AND PUBLIC SHOWERS

In summer, Grant Village Campground, Fishing Bridge RV Park, Canyon Campground and the Old Faithful area have coin laundries and pay showers. Lake Lodge and Old Faithful Snow Lodge have laundry only and Old Faithful Inn and Mammoth Hot Springs have showers only. In winter, Old Faithful Snow Lodge has laundry facilities.

LOST AND FOUND

You can turn in or trace lost and found articles at any visitor center, ranger station or hotel front desk. **Call (307) 344-5387** to report or retrieve items lost in lodging facilities;

WORK IN YELLOWSTONE

Each summer and winter, **Yellowstone National Park Lodges** hires employees to live and work in Yellowstone. There are a variety of positions for eligible candidates. For more information and to apply, please visit YellowstoneJobs.com.

Jobs with the **National Park Service** can be found at usajobs.gov.

call **(307) 344-2109** to report or retrieve items lost in other parts of the park.

POSTAL SERVICES

The park's main post office is located at Mammoth Hot Springs. In summer, there are post office facilities at Old Faithful, Lake Village, Canyon Village and Grant Village.

RELIGIOUS SERVICES

Religious services are held at many in-park locations and in nearby communities during summer and on religious holidays. For times and locations of in-park services, ask at visitor centers or lodging front desks.

SPECIAL SERVICES &

Pick up a guide of facilities, scenic areas and features accessible to guests with disabilities at any entrance station or visitor center. For trip planning information, contact the **Park Accessibility Coordinator**, Yellowstone National Park, WY 82190; **(307) 344-2314** or visit nps.gov/yell.

SERVICE STATIONS

Yellowstone Park Service Stations operates seven full-service gas stations and four auto-towing and repair shops in the park. Gas, auto accessories, tire repairs, oil changes and routine maintenance are available only during summer. LP propane gas bottle-filling plants are at Grant Village and Fishing Bridge. Towing and repair facilities are located at Old Faithful, Grant Village, Fishing Bridge and Canyon Village. **Call (406) 848-7333** or **(307) 344-7381**.

MONTANA'S HIGHEST SCENIC OVERLOOK

LONE PEAK EXPEDITION: TRAM TO 11,166FT

Ride to 11,166ft



Photos: Michel Tallichet, Bob Allen

NEW! ADVENTURE MOUNTAIN
Mountaintop family friendly activities and dining.



BASECAMP TO YELLOWSTONE PARK

800-548-4486 | bigskyresort.com



PRESERVATION

Finding a workable balance between preserving a unique ecosystem and accommodating its visitors is, at best, a trial and error process. NPS management is based upon agency mission, guided by science, and balanced with visitor experience goals.

During the park's early history, laundries were sometimes located near the geysers and hot pools. At one time, visitors tried injecting soaps to set off geyser eruptions. Predators were hunted and roads were built. The balance had tipped, all in good faith, toward a public amusement park.

Gradually, the NPS moved toward minimal interference with the park's natural state. However, Yellowstone, as large as it is, is not a self-contained ecosystem. It is dynamically related to an area far beyond its boundaries. Three massive river systems, the Snake, the Yellowstone and the Missouri, originate in the Greater Yellowstone ecosystem. The underground geologic structure and processes that sustain the complex hydrothermal features in the park extend beyond park borders. Animals also migrate through adjacent public and private lands in search of food and water.

Programs were initiated to better protect the park, its wildlife and its resources. Park programs, exhibits and literature educated visitors about the park's fragile ecosystem. Boardwalks help to preserve the delicate hydrothermal areas and wildlife management programs protect bears, trout and trumpeter swans. Regulations that protect natural and cultural resources also keep visitors safe in this vast wild country.

The process of maintaining the balance of nature, however, is an ongoing one. Park officials, scientists and others continue to study Yellowstone for clues that will help

them preserve what may be one of the last wildland ecosystems remaining in the world's Temperate Zone.

FIRE—A NATURAL PROCESS

In 1988, the park experienced the greatest ecological event in the history of national parks. With raw, unbridled power, several fires raged in and around the park, affecting an area of 793,880 acres in the park. The extent of the 1988 fires focused worldwide attention on Yellowstone.

In its aftermath, forests began to regrow and other fires have occurred. Most biologists and naturalists believe that naturally caused wildfires are inevitable processes, part of the complex and intertwined natural forces that recycle nutrients back into the earth.

Fires broke out in the early 1700s and the mid-1800s, and evidence shows that this has happened 300 times in the last 10,000 years. There are programs and publications about fires at the visitor centers. The exhibit, "Yellowstone and Fire," can be viewed at Grant Village Visitor Center. Stop by—it's an amazing story.

RECYCLING

Yellowstone National Park recycles aluminum and steel cans, plastic containers, glass and paper products. Please place recyclable materials in marked receptacles located in

OUR READER FEEDBACK

"Recycling in Yellowstone was surprisingly easy. The park did its part by clearly marking all the receptacles." - Rebecca K.



most developed areas, all lodges areas and campgrounds.

SUSTAINABLE LODGING AND DINING

Yellowstone National Park Lodges is committed to providing Legendary Hospitality with a Softer Footprint in all of its operations. This commitment is embodied through EcoLogix, its Environmental Management System, and aims to reduce environmental impacts as a result of its business practices. EcoLogix focuses on saving energy and water, reducing fossil fuel use, promotion of alternative energy sources, and increasing healthy and sustainable cuisine offerings throughout Yellowstone National Park.

In 2013, Yellowstone National Park Lodges was able to divert more than 60 percent of its waste from landfill disposal through innovative recycling, composting, reuse and source-reduction programs. Additionally,

more than 40 percent of its total food purchases were sustainable—including locally sourced, third-party certified, and sustainably harvested ingredients and products.

Yellowstone National Park Lodges also operates *For Future Generations: Yellowstone Gifts*, the first store dedicated to interpreting climate change in the national parks. Located in the Mammoth Hot Springs Hotel, the store focuses on products that are made in the USA, locally produced and environmentally preferable.

DO YOUR PART IN THE PARK

While visiting the park, you can help protect Yellowstone's fragile environment. Please recycle, take advantage of the linen reuse program, turn down the heat, turn off the lights and make sure all water faucets are shut off before leaving your room. When dining in park restaurants, consider ordering one of the many sustainable menu items. In gift shops, look for products made in the

USA and for labels which denote sustainable products.

Stewardship does not end at national park borders. You can help protect Yellowstone and other national parks from the impact of climate change and pollution by adopting green practices at home. Visit YellowstoneNationalParkLodges.com/environment/for-future-generations for a list of green living tips and more information about climate change in the national parks.

THE WOLVES OF YELLOWSTONE

Following an absence of more than 70 years, wolves once again inhabit the park.

In March of 1995 and again in 1996, a total of 31 gray wolves were released in Yellowstone National Park. The goal of the wolf restoration program is to maintain 30 breeding wolf pairs with an equitable distribution throughout the three Rocky Mountain recovery areas including greater Yellowstone, central Idaho and northwest Montana.

During summer, ranger-led interpretive walks explore wolf natural history and habitat. Check at visitor centers for schedules.

In winter, two travel packages—*Winter Wolf Discovery* and *Trail of the Wolf*—offer opportunities to spot wolves in the Lamar Valley. For more information, visit YellowstoneNationalParkLodges.com or call **(866) 439-7375**.

VOLUNTEER PROGRAMS

Each year Yellowstone welcomes full-time volunteers from the **Student Conservation Association (SCA)**, a national non-profit organization. The volunteers, who may be high school or college students or other adults, assist with vital activities from trail maintenance or bear management to backcountry patrol or assisting park visitors. In return, they receive valuable training and

Oh, Ranger! FUN FACTS

Q. WHEN WERE WOLVES REINTRODUCED INTO YELLOWSTONE?

A. Wolves were reintroduced into Yellowstone in the 1990s. The wolves that were reintroduced flourished and there are now over 300 of their descendants living in the Greater Yellowstone Area.



For answers to all your questions, go to OhRanger.com

experience, have some expenses paid and are able to live and work in one of America's premier national parks. For information about the SCA program, call **(603) 543-1700** or visit thesca.org.

The **Youth Conservation Corps (YCC)** is a summer employment program for young men and women ages 15-18. Through work projects done in the park, this program provides enrollees with a better understanding of their environment and management of our natural resources, and introduces them to the spectrum of career possibilities with the NPS. This residential program runs from June through August, and is based at Mammoth Hot Springs. YCC gives participants opportunities to explore park wilderness while working on projects focusing on rehabilitation of trails and backcountry areas, bridge reconstruction, and resource management, maintenance and research. For more information visit nps.gov/gettinginvolved.

For information about the **NPS Volunteer Program**, and other volunteer opportunities, visit volunteer.gov/gov.



HISTORY & CULTURE

Throughout its dynamic history, Yellowstone has inspired awe in all its visitors—American Indians, mountain men, explorers and modern-day travelers.

THE EARLIEST HUMANS IN YELLOWSTONE

The human history of the vast Yellowstone region goes back more than 11,000 years. How far back has yet to be determined, but their presence probably coincided with the end of the last period of ice coverage, approximately 14,000 years ago. Human occupation of the greater Yellowstone area seems to follow environmental changes of the last 15,000 years. Glaciers

covered most of what is now Yellowstone Park. They receded and left behind rivers and valleys that people likely followed in pursuit of Ice Age mammals such as the mammoth and the giant bison.

The first people arrived in this region sometime before 11,000 years ago. Archeologists have found little physical evidence of their presence other than distinctive stone tools and projectile points. From these artifacts, scientists surmise that they hunted mammals and ate berries, seeds and roots.

As the climate in the Yellowstone region became warmer and drier, the animals, vegetation and human lifestyles also changed. Large Ice Age animals that were adapted to cold and wet conditions became extinct. People, who could no longer rely on large mammals for food, depended on smaller animals, such as deer and bighorn sheep. Plants such as bitterroot and prickly pear also became important staples.

HISTORIC TRIBES

Tribal oral histories indicate extensive use of the Yellowstone area during the Little Ice Age. **Kiowa** stories place their ancestors here from around A.D. 1400 to A.D. 1700. Ancestors to contemporary Blackfeet, Cayuse, Coeur d'Alene, Bannock, Nez Perce, Shoshone and Umatilla, and other tribes continued to travel the park on the already established trails. They visited geysers, conducted ceremonies, hunted, gathered plants and minerals and engaged in trade. Some tribes used the Fishing Bridge area as a rendezvous site.

The **Crow** occupied the country generally east of the park, and the **Blackfeet**



David E. Folsom, C.W. Cook (left) and William Peterson (right) explored the Yellowstone region in the 1860s.

occupied the country to the north. The **Shoshone, Bannock** and other tribes of the plateaus to the west traversed the park area annually to hunt on the plains to the east. Other Shoshonean groups hunted in open areas west and south of Yellowstone.

In the early 1700s, some tribes in this region began to acquire horses. Some historians believe the horse fundamentally changed lifestyles because tribes could now travel faster and farther to hunt bison and other animals of the plains. The horse, however, does not seem to have changed the tribes' traditional use of the Yellowstone area.

THE "SHEEP EATERS"

Some groups of Shoshone who adapted to a mountain existence chose not to acquire the horse. These included the Sheep Eaters, or Tukudika, who used their dogs to transport food, hides and other provisions.

Sheep Eaters acquired their name from the bighorn sheep whose migrations they followed. Bighorn sheep were a significant part of their diet, and they crafted the carcasses into a wide array of tools and implements. For example, they made bows from sheep horn made pliable from soaking in hot springs. The tribe traded these bows, clothing and hides to other tribes.

THE EXPLORERS

The written history of Yellowstone dates back to a vague and superstitious journal entry written by **William Clark** when he interviewed an American Indian after his return to St. Louis nearly 200 years ago: "There is frequently heard a loud noise like thunder, which makes the earth tremble, [Indians] state that they seldom go there because [their] children cannot sleep—and conceive it possessed of spirits, who were adverse



Harry Yount, the first gamekeeper of Yellowstone, envisioned the National Park Service as we know it today.

that men should be near them." American Indians laugh at this; they were not afraid. Explorers Lewis and Clark did not venture into the land, even for a look, during their expedition across the northwest region of the continent from 1804 to 1806.

A member of their expedition, **John Colter**, however, hadn't had his fill of the wilds when Lewis and Clark headed back to St. Louis, Missouri, after their epic journey. He spent a full winter, probably during 1807–1808, trapping and wandering through what is now the park, looking for American Indian trading partners. Three years later, he related his discoveries in St. Louis, but his stories of the region were mocked and called "mad hallucinations."

Talk of this strange, almost alien, landscape resisted verification. Most of the eyewitnesses, fur trappers and traders,

gave up their profession when the beaver hat went out of style around 1840, and Yellowstone was abandoned by the European Americans again and left to the American Indians.

Recounting doubtful tales of wonder became a mountain man's game, a form of pure entertainment far removed from the serious matters of daily life.

No one seemed to enjoy the storytelling more than the notorious trapper **Jim Bridger**. His very real contribution to the mapping of the West was often a side note to his many outrageous "Bridger Stories," which still live on as part of Yellowstone's legendary past.

After the Civil War, people turned their attention once again to the western frontier where gold miners were just giving up their mostly futile search for gold in Yellowstone. Called lies or delusions of drink, the miners' tales nevertheless fanned curiosity in the local saloons. A group of eager adventurers, **Folsom, Cook** and **Peterson**, tired of the speculation and determined to experience it all for themselves. Upon seeing the eruption of the Great Fountain Geyser, "We could not contain our enthusiasm; with one accord we all took off our hats and yelled with all our might."

NATIONAL PARK STATUS

Fortunately, one of the friends of those early adventurers would become the park's first superintendent, **Nathaniel P. Langford**. Recalling Bridger's tall tales, he rallied a distinguished group of local leaders, including the surveyor general of Montana, and set out the next year, in 1870, to sort fable from fact. These men, in awe of the landscape, plotted out the campaign that would help protect this magical place from private ownership and exploitation.

At their urging, **Dr. Ferdinand V. Hayden**, director of the U.S. Geological & Geographical Survey of the Territories, mounted an official exploration. Knowing Congress would have to see proof to believe it, Hayden brought along **Thomas Moran**, a renowned artist, and **William Henry Jackson**, the famous landscape photographer. Their visual accounts and a 500-page land survey confirmed the incredible truth. Congress voted to set aside 2.1 million acres for Yellowstone National Park on March 1, 1872.

The establishment of Yellowstone marked a revolution in the human relationship with nature. For the first time, preservation of America's most remarkable landscapes became a common national and international goal.

Exhibits at the **Albright Visitor Center** bring the fascinating story of Yellowstone's history to life.



Members of the Kiowa tribe are believed to have lived in the Yellowstone area.



THINGS TO DO

Listen to the sound of long summer days calling you to experience adventure in Yellowstone's mountain wilderness. The backcountry beckons anglers to streams teeming with fish, and hikers to trails winding through meadows undulating with wildflowers. Whether fishing on the Madison River, taking a guided walk with an interpretive ranger or riding horseback through Roosevelt Country, you will enjoy exploring all the park has to offer.

WHAT TO WEAR

When preparing for any outdoor activity, program or guided tour in Yellowstone, dress in layers, wear comfortable walking shoes or boots, always carry a jacket or sweatshirt and bring rain gear and plenty of water and extra food.

PARK PROGRAMS

National Park Service rangers offer interpretive talks and guided nature and history walks during the day. They also present evening talks and illustrated programs at various locations in the park. Topics cover many different themes and stories at each park location. Programs are available for both adults and children. Check the park newspaper, *Yellowstone*, for a complete schedule of ranger-led programs, or ask at any visitor center for current times and listings.

The Yellowstone Association is the park's nonprofit partner for education and operates the **Yellowstone Association Institute**, a field school that offers year-round learning adventures on subjects such as geysers, wildlife, photography and park history. Courses are based at the La-

mar Buffalo Ranch Field Campus, the Yellowstone Overlook Field Campus, at park hotels and in the backcountry. They also offer private tours including wildlife watching, day hiking and geology exploration. Please see the "Who's Who at the Park" chapter for details.

FIELD SEMINARS & PRIVATE TOURS

Many **authorized guides and outfitters** are ready to show you the wonders of Yellowstone—there is truly something for everyone! Contact the National Park Service at **(307) 344-7381** or visit **nps.gov/yell** to learn more.

BICYCLING

Pedaling through Yellowstone can be a memorable, but potentially dangerous, experience. Very few bike paths exist, there are no bicycle lanes along roadways, and bikes are prohibited on boardwalks and backcountry trails. Wear safety gear, including a helmet and high-visibility clothing, because park roads are narrow and winding. Be especially mindful of mirrors protruding from campers and RVs that may pass you from behind. A rear view mirror on your bike and a helmet can be life-saving essentials. Bicycle rentals are available at Old Faithful Snow Lodge, where you can bicycle on roads and paths in and around the Upper Geyser Basin.

FISHING

Understandably, fly fishing is popular throughout the park on Yellowstone's crystal-clear lakes, rivers and streams. The fishing season begins in late May and continues through November 2. (Certain park

waters have different seasons or regulations; learn more at park visitor centers.) All anglers ages 16 and older must possess a valid Yellowstone National Park fishing permit to fish in the park; **state permits are not valid**. Anglers ages 15 and younger may either fish under direct supervision of an adult who has a fishing permit or obtain a free permit and fish without supervision. Fishing permits may be obtained at ranger stations, visitor centers, Yellowstone General Stores and Bridge Bay Marina. You can purchase fishing tackle from Yellowstone General Stores throughout the park.

BOATING

Bridge Bay Marina on Yellowstone Lake is the hub of boating activities. Lake cruises, boat rentals, guided charters, boat slips, marine supplies and ranger services are available. Scenicruise boat tours on Yellowstone Lake run from mid-June to mid-September.

You can rent a rowboat or motorboat, or charter a guided boat to take up to six passengers to cast a line at the hottest fishing spots or explore the expansive and beautiful Yellowstone Lake. Fishing rods and tackle are

provided on charters. Call **(307) 344-7311** for guided charters. Rentals are available on a first-come, first-served basis.

Boats, canoes, kayaks and rafts are not allowed on park rivers and streams, with the exception of the waterway between Lewis and Shoshone lakes, where only hand-propelled vessels are permitted. Launching facilities are located at Lewis Lake, and on Yellowstone Lake at Bridge Bay Marina and Grant Village Campground. All water vessels (including float tubes) must have a permit, which can be obtained at Bridge Bay Marina or at ranger stations in the lake area. Each person on a vessel must have a Coast Guard-approved "wearable" personal floating device.

WILDLIFE WATCHING

During spring, summer and fall, wildlife is best spotted in the early morning and evening. In summer, **bears, bison** and **coyotes** are often seen in Hayden Valley, while mule deer inhabit the southern regions of the park. **Elk** often wander through meadows in Mammoth Hot Springs, the Upper and Midway geyser basins and the Lewis River area. Bighorn

RAFTING & ZIPLINE

MONTANA WHITEWATER 406-763-4465 Locations in Big Sky, Bozeman & Gardiner, MT
Just minutes from Yellowstone Park!



- Learn to Fly Fish Lessons
- Madison River Tubing Shuttle and Rentals
- Packages Available: Rafting, ZipLine, Fishing, & Horseback



Zip 'n Dip Package
starting at \$87

montanawhitewater.com

yellowstonezip.com

sheep sometimes congregate in the Gardner River Canyon. You may also see **beavers, weasels, foxes, marmots** and other animals. **Wolf**-watching is a popular activity in Lamar Valley.

You will see more of an animal's natural behavior and activity if you are sensitive to its need for space. Don't approach wildlife, especially those with offspring. View them from the safety of your vehicle. If an animal reacts to your presence, you are too close.

Each year a number of park visitors are injured by wildlife when they approach animals too closely. Always stay at least 100 yards (91 m) away from bears and wolves and at least 25 yards (23 m) away from all other large animals—bison, elk, bighorn sheep, deer, moose and coyotes.

See the "Nature & Wildlife" chapter for more information about wildlife watching.

INTERPRETIVE SIGHTSEEING TOURS

Various interpretive sightseeing tours and activities are available through Yellowstone National Park Lodges, including



NPS

Stagecoach tours depart from Roosevelt Lodge.

photo safaris, wildlife tours, lake cruises, horseback trail rides, stagecoach adventures, tours in refurbished historic Yellow Buses and old west cookouts. Most tours and activities can be reserved in advance.

The *Experience Planner*, available at any park hotel or campground front desk or activity desk, has information on all tours and activities, including schedules and rates. Information is also available by calling Yellowstone National Park Lodges at (307) 344-7311 or by visiting YellowstoneNationalParkLodges.com.

LODGING & LEARNING PACKAGES

Lodging & Learning Packages are active learning affordable adventures based at park hotels. During the day participants explore the park in a small group with a knowledgeable instructor from the Yellowstone Association Institute. Each night they return to historic park hotels for excellent meals, comfortable accommodations, and entertaining evening programs provided by Yellowstone National Park Lodges.

Choose from a ski program (*Yellowstone on Skis*) and programs that offer an introduction to winter in the park (*Winter in Wonderland* and *Old Faithful Winter Expedition*).

For more information about this award-winning program, call (866) 439-7375 or visit Yellowstone.org.v

SUMMER ADVENTURE PACKAGES

Yellowstone National Park Lodges also offers a series of packages that offer well-planned itineraries that include many of the park's popular tours and activities, along with lodging and meals. Packages include *Total Yellowstone*, *Yellowstone Couples Adventure* and *Wild About Yellowstone*. These can be booked by calling (866) 439-7375.



WINTER ACTIVITIES

Visit Yellowstone in winter to enjoy a truly spectacular landscape where snow blankets the park and geysers spout towering plumes of steam and water through cold, crisp air. Enjoy snowy scenery on snowcoach and snowmobile tours, cross-country skiing, snowshoeing and many other winter park programs. All snowcoach and snowmobile access is through guided tours only; individual snowmobiles or snowcoaches are not permitted in the park.

WHAT TO WEAR

Winter temperatures can range from well below 0°F throughout the day, to occasional highs in the 20s to 30s. Guard against frostbite by dressing warmly. When preparing for any park activity, dress in layers and wear a hat, gloves, sunglasses, sunscreen and comfortable boots.

ROAD INFORMATION

All park roads are restricted to tracked, over-snow vehicles like snowmobiles and snowcoaches, except for the road from the North Entrance to Cooke City and the part of US 191 that passes through the park's west side, which are open year-round. Yellowstone National Park Lodges offers shuttle service between Bozeman and Mammoth Hot Springs Hotel.

WINTER LODGING AND SERVICES

Mammoth Hot Springs Hotel: The only winter lodging accessible by car, the hotel features a dining room, espresso cart and lounge, ski shop, ski and snowshoe rentals, lessons, ski supplies, guided snowmobile tours and ice skating. Special

events include Sunday breakfast buffets, a New Year's Eve dinner and themed dinners in January and February (like a chocolate buffet, wine tasting with tapas and brewmaster's dinner). A Yellowstone General Store and a medical clinic are nearby.

Old Faithful Snow Lodge: This award-winning lodge is accessible in winter by over-snow vehicles only. A full-service dining room, the Geyser Grill quick-service restaurant, the Firehole Lounge, a gift shop and ice skating are available. Special events include Christmas and New Year's Eve dinners. The full-service Bear Den ski shop rents ski equipment and snowshoes, and offers ski guides, lessons and a repair shop. Snowcoach excursions run daily.

WINTER ADVENTURES

Whether you decide to join knowledgeable guides or explore the park on your own, you will treasure your memories of Yellowstone in winter. For details and rates on activities, contact Yellowstone National Park Lodges or pick up a *Winter Rates and Packages* brochure at any park hotel.

Cross-Country Skiing and Snowshoeing: There are machine-groomed and skier tracked trails throughout the park. Miles of trails wind through the Old Faithful and Mammoth Hot Springs areas, where skiers can see hot springs, geysers, elk and bison. Ask at lodge ski shops for information about shuttles to and from trails. Ski rentals, waxes, trail maps and other equipment are available at both hotel ski shops. In addition to regularly scheduled guided ski tours,

there are also private and group lessons and ski tours. Ski maps are available at ski shops, visitor centers and hotels.

Snowcoach Tours: Yellowstone National Park Lodges' heated over-snow vehicles transport you into the heart of this snowy paradise of frosty bison, sculpted ghost-trees, steamy thermal pools and angelic trumpeter swans, while your guide reveals the various chapters of the park's winter story.

Ski/Snowshoe Shuttles: Vans and snowcoaches from Old Faithful Snow Lodge provide convenient shuttles to other areas of the park.

Ski Tour: Journey by snowcoach to the Grand Canyon of the Yellowstone. A guide will lead you to the frozen, sculpted Lower Falls where glistening snow dusts the golden canyon walls.

Snowshoe Tours: Certain sights are best enjoyed via the quiet strides of snowshoes. Even with no previous experience, "shoeing" over a glistening snowfield seems effortless. Feast your eyes on the unearthly plumes of geysers, stunning scenery and wild creatures. Snowshoes are available at Old Faithful Snow Lodge.

LODGING & LEARNING PACKAGES

Active and engaging Lodging & Learning adventures allow you to explore the park with a knowledgeable instructor from the Yellowstone Association Institute by day

and then return to historic park hotels at night, where you can enjoy excellent meals, comfortable accommodations, and evening programs provided by Yellowstone National Park Lodges.

Choose from wildlife programs (*Winter Wolf Discovery* and *Winter Wildlife Expedition*), a ski program (*Yellowstone on Skis*) and programs that offer an introduction to winter in the park (*Winter in Wonderland* and *Old Faithful Winter Expedition*).

To learn more about these award-winning programs, please call **(307) 344-7311** or visit **Yellowstonenationalparklodges.com**.

WARMING HUTS

Warming huts are located throughout the park for snowshoers, skiers, and snowcoach and snowmobile travelers. Snacks, sandwiches, hot items and beverages are available at Madison, the only staffed warming hut. Vending machines and restrooms are located at the Canyon Visitor Education Center. There are no beverages or vending machines at the Indian Creek and West Thumb warming huts.

PARK PROGRAMS

The NPS conducts talks, illustrated programs and informational tours designed to help you appreciate the park's wonders. Ranger-led hikes and walks are also offered. Check the park newspaper, *Yellowstone*, for a schedule of programs and activities, or ask at visitor centers.



PHOTO TODD KLASSY

Yellowstone Forever provides a community for those who want to take the next step in stewardship

PRESERVE Yellowstone for future generations. Join more than 50,000 supporters who have made a commitment to fund visitor education and park preservation. Yellowstone Forever is proud to support priority park projects such as trail restoration, wildlife research, and visitor safety.

GAIN a deeper connection to the park on a Yellowstone Forever Institute program. Our programs range from one day to three weeks in length, and highlight the park's amazing geothermal areas and awe-inspiring wilderness and wildlife.

SUPPORT Yellowstone through our educational Park Stores. Proceeds directly benefit the park. Visit our locations in Old Faithful, Mammoth, Madison, Norris, Canyon, Fishing Bridge, Gardiner, Grant, West Thumb, Quake Lake, and Bozeman Airport, or online at Shop.yellowstone.org.

JOIN our online community of over 300,000 worldwide.



Official Nonprofit Partner of Yellowstone National Park
Yellowstone.org | | 406 | 848 | 2400



RESERVATIONS & INFORMATION

For advance lodging, dining, tour, activity and airport shuttle reservations, contact **Yellowstone National Park Lodges at (307) 344-7311** or visit **YellowstoneNationalParkLodges.com**.

If you are already staying in the park and wish to reserve additional lodging or activities, the front desk staff at the park lodges can make arrangements.



SIGHTS TO SEE

During the summer, visit Yellowstone's most popular sights during the quieter times of the day, in the morning, or late afternoon and evening. You'll streamline your visits (and see even more) if you take advantage of the park's interpretive sightseeing tours. And though many of the most popular sights that follow will be on your must-see list, don't overlook the many park attractions just off the beaten path. Inquire at any hotel front desk or visitor center for information about park activities.

MAMMOTH HOT SPRINGS

Few of Yellowstone's hydrothermal features have the sheer grace and beauty of **Mammoth Hot Springs**. Mineral-laden hot

water from deep beneath the Earth's crust finds its way to the surface and builds tier upon tier of cascading, terraced stone. Begun thousands of years ago, the sculpting of the terraces continues as thousands of gallons of water well up and deposit large amounts of travertine daily.

NORRIS AND FIREHOLE RIVER GEYSER BASINS

Norris Geyser Basin, just 21 miles south of Mammoth Hot Springs, and **Upper, Midway and Lower geyser basins**, located between Madison and Old Faithful along the Firehole River, have the largest display of geysers. Steamboat Geyser, at Norris, is the world's tallest active geyser and has



Set aside time for star gazing. Yellowstone's dark skies put on a nightly snow.

NPS

The Fun Way to Yellowstone™

Wind River
HOTEL & CASINO
RIVERTON, WY
Play.Stay.Win!

Located in the
HEART OF WYOMING



ADVENTURE PACKAGES

Whitewater Rafting • Golf • Dinosaur Dig
Northern Arapaho Experience Room



Book Your Adventure • 2 Miles South of Riverton, WY • 866.657.1604
WindRiverHotelCasino.com • WindRiverNativeGifts.com • ArapahoLegends.com

infrequent, unpredictable eruptions reaching 300–400 feet. Both a short water phase and a longer steam phase occur, lasting up to 12 hours. Echinus Geyser, once predictable, now varies widely. When it does erupt, it can spray the viewing platform.

OLD FAITHFUL

Of the approximately 10,000 hydrothermal features in the park, the best known is **Old Faithful** Geyser. Thousands of gallons of steaming water thunder into the sky with each eruption. The time between Old Faithful's eruptions varies from 51 to 120 minutes, but on average, the geyser erupts every 92 minutes.

GRAND PRISMATIC SPRING

Yellowstone's largest hot spring, at 370 feet in diameter, can be accessed by taking the Midway Geyser Basin boardwalk. The deep blue color of the pool and the rings of yellow- and orange-colored thermophiles surrounding it combine to produce a beautiful prism effect.

Oh, Ranger!

FUN FACTS

Q. WHAT ARE THE MOST POPULAR SIGHTS AT THE PARK?

A. One of the most popular attractions at Yellowstone is **Old Faithful**. Eruptions are as high as 180 feet and last up to five minutes. You'll also want to see the **Grand Canyon of the Yellowstone** and the amazing **wildlife** of the park.



For answers to all your questions, go to **OhRanger.com**

MORNING GLORY POOL

This thermal pool got its name because of its resemblance to the morning glory flower. Unfortunately, it is no longer as deep blue as it once was because debris thrown by visitors has clogged its vent.

YELLOWSTONE LAKE

Yellowstone Lake is the largest high elevation lake in North America. The shoreline is 141 miles long, and the surface area is 132 square miles. The lake is so large, in fact, that it can even create its own weather, forming cumulus clouds during the day that often shower the area by evening. A portion of the lake sits within a large caldera (or crater) that was formed by a volcano and then carved and filled by glaciers some 14,000 years ago. The lake's deep blue waters are encircled by a 141-mile, tree-lined shore. Moose, waterfowl and other wildlife reside nearby. Streams flowing into the lake provide it and the Yellowstone River with an abundance of fish.

WEST THUMB GEYSER BASIN

Located on Yellowstone Lake's shore, this small thermal area holds lakeshore geysers, hot springs and bubbling paint pots. **Fishing Cone** is one of many lakeshore geysers submerged here until the lake's water level drops in late summer. Fishing Cone gets its name from the fact that visitors used to catch trout from the lake and then promptly drop them into its boiling waters to cook.

TOWER FALL

Yellowstone's Roosevelt Country is known for its rolling hills covered with sagebrush, fir, pine, aspen and spruce, and its sparkling streams teeming with trout.

The 132-foot Tower Fall, with its volcanic pinnacles, is a favorite attraction.

PETRIFIED FORESTS

Yellowstone's "forests of stone" contain diverse and well-preserved specimens of ancient plants and standing trees. Volcanic eruptions buried subtropical plant varieties and cold-climate trees like spruce, fir and sequoia, petrifying them in the process. To view an excellent example of a petrified redwood, similar to many found on Specimen Ridge, take the Petrified Tree spur road 1.5 miles west of Tower Junction.

GRAND CANYON OF THE YELLOWSTONE

Promising one of the park's most breathtaking sights, the turbulent Yellowstone River roars and foams for 20 miles through the **Grand Canyon of the Yellowstone**.

The most colorful sections of the Canyon are found near the Canyon Village area and at overlooks along the road near Tower Junction. The Yellowstone River originates on the slopes of Younts Peak in the Absaroka Mountains, southeast of the park. The two major waterfalls are impressive sights. At 109 feet and 308 feet respectively, Upper and Lower falls are truly emblematic of the power of nature.

HAYDEN VALLEY

This broad, rolling valley is a remnant lake bed formed when glaciers created a dam that backed up water, flooding the valley. It is now known for its abundant **wildlife**. The Yellowstone River meanders through the valley, forming marshes where you may see swans and Canada geese. Elk, deer and bison graze in the meadows and sagebrush flats, while bears and wolves patrol the area in search of prey.

YELLOWSTONE LAKE KAYAK TOURS

1/2-DAY GUIDED KAYAK AND NATURAL HISTORY TOURS



3 TOURS DAILY • AGES 7+



oars.com/wyoming
1-855-541-4793

SAVE 10% WHEN YOU BOOK ONLINE



CAMPING

Of Yellowstone's 12 campgrounds, seven are operated on a first-come, first-served basis by the National Park Service. Five of the campgrounds, encompassing more than 1,400 sites, are operated by Yellowstone National Park Lodges and may be reserved up to one year in advance. In addition, Fishing Bridge RV Park has more than 300 RV sites, all with full hookups. This RV park is restricted to hard-sided vehicles only. For campsite or RV park reservations, or for more information, visit YellowstoneNationalParkLodges.com or call (307) 344-7311.

REGULATIONS

Since food and odors attract bears, items such as cooking stoves, utensils, coolers, trash bags, food and toiletries may not be left outside or in tents or tent trailers, unless they are in immediate use!

Food must be stored in bearproof lockers or in a hard-sided vehicle. All campers must adhere to storage regulations. Do not disturb wildlife and vegetation. Only dead, downed and detached wood may be used for campfires; firewood is sold at some campgrounds from mid-May through mid-September.

FACILITIES

Yellowstone campgrounds have tables, fire grills, drinking water, garbage cans, and flush or pit toilets. The five reservable campgrounds have restrooms, fire grates, flush toilets and some tables accessible to persons with disabilities. Fishing Bridge RV Park does not have fire grates or picnic tables.

RESTRICTIONS

Camping is permitted only in designated campgrounds. You may camp at any combination of campgrounds for up to 14 days total between July 1 and Labor Day (first Monday in September), and up to 30 days the rest of the year. This rule does not apply to the Fishing Bridge RV Park.

BACKCOUNTRY CAMPING

Yellowstone has implemented an overnight backcountry permit fee to defray the backcountry program's costs. Anyone obtaining a permit to stay overnight in the backcountry between Memorial Day and September 10 will have to pay a per-person, per-night permit fee for all individuals 9 years of age or older. There will be a \$3.00 per-person, per night fee for backpackers and boaters. Groups of 5 or more will be charged a total of \$15 per night. Stock users will be charged \$5.00 per-person, per night. Visitors may purchase an Annual Backcountry Pass for \$25, which covers the per-person, per-night backcountry fees for the individual pass holder for the calendar year in which the pass is purchased. An Annual Backcountry Pass which covers the per-person, per-night backcountry fees for the pass holder for the calendar year in which the pass is purchased is available for \$25. Call (307) 344-2160 for more information. See the "Nature & Wildlife" chapter for details about how to reduce your risk of encounters with bears.

OUR READER FEEDBACK

"After seeing all this natural beauty, my family couldn't wait to take the Yellowstone Pledge."
- Rebecca K.



YELLOWSTONE CAMPGROUNDS

Campground	FEE	NUMBER OF SITES	FIREWOOD SOLD	FLUSH TOILETS	DISPOSAL STATION	BOAT ACCESS	PAY SHOWERS
Indian Creek Operating schedule • Location Early June to mid-September • Eight miles south of Mammoth Hot Springs	\$15.00	70					
Mammoth Year-round • Mammoth Hot Springs	\$20.00	85	•	•			
Norris Mid-May to late September • Near Gibbon River	\$20.00	111	•	•			
Madison* Early May to mid-October • Madison	\$24.25	278	•	•	•		
Bridge Bay* Late May to early September • Three miles southwest of Lake Village near Bridge Bay Marina	\$24.25	432	•	•	•	•	
Fishing Bridge RV Park* Mid-May to late September • One mile east of Fishing Bridge Junction; hard-sided camping units only—no tents	\$47.75	325		•	•		•
Grant Village* Mid-June to late September • Southern end of Yellowstone Lake	\$29.00	430	•	•	•	•	•
Lewis Lake Mid-June to early November • Off South Entrance Road	\$15.00	85				•	
Pebble Creek Early June to late September • Off Northeast Entrance Road	\$15.00	27					
Slough Creek Late May to late October • Ten miles northeast of Tower-Roosevelt Junction	\$15.00	23					
Tower Fall Mid-May to late September • Three miles southeast of Tower-Roosevelt Junction	\$15.00	31					
Canyon Village* Late May to mid-September • 0.25 miles east of Canyon Village	\$29.00	273	•	•			•

Rates are subject to change. Tax and utility fees may apply. *Plus tax; operated by Yellowstone National Park Lodges; call (307) 344-7311 for reservations. Rates at Fishing Bridge RV Park, Grant Village and Canyon Village include two showers per site per night.



WALKING & HIKING

Most of Yellowstone's 2.2 million acres is backcountry interspersed with approximately 1,000 miles of trails that traverse a variety of terrain.

Be prepared before setting out on a day hike. Park rangers can help you plan your outing and will provide current backcountry conditions, but you must ultimately assume responsibility for yourself in the wilderness. There are no guarantees concerning weather changes or encounters with wildlife—especially bears! Being informed is the best way to reduce potential risks. Find out which stream crossings are unsafe, which slopes are loose with “rotten rock,” and what to do if you encounter a bear (see the “Nature & Wildlife” chapter of this guide and inquire at a visitor center for more information). Dogs, except service animals with required permits, and bicycles are not allowed on any trails. Find out which stream crossings are unsafe.

BACKCOUNTRY PERMITS

All overnight hikes require backcountry permits which carry a \$3.00 per-person, per-night fee. Groups of five or more pay a flat fee of \$15 per night. Stock users will be charged \$5.00 per-person, per night. An annual Backcountry Pass, which covers the per-person, per-night backcountry fees for the individual pass holder for the calendar year in which the pass is purchased, is available for \$25.00. For a \$25 service charge, visitors may make reservations for trips made more than two days in advance; please call (307) 344-2160 for more information. When you receive your permit, carefully read the backcountry guidelines and regulations and talk with a park ranger.

NPS



Rangers at visitor centers will help you choose the best trails for a day hike.

HIKING ETIQUETTE

Minimize your impact by following a few simple rules. Stay on the well-marked trails. Use designated campsites and eliminate the need for fires by using a backpacking stove. Wash yourself and any personal articles with biodegradable soaps away from the streams and lakes. Use toilets or bury waste six to eight inches beneath the surface. Pack out every single thing you packed in. Take photos as your only mementos and leave only your footprints behind.

HIKING SAFETY TIPS

Every year, major search and rescue missions are undertaken to assist lost or injured hikers in Yellowstone National Park. To avoid becoming a statistic, consider these safety tips offered by park rangers:

- **Know your own capabilities and limits.** On average, plan one hour for every two miles, and add an hour for every 1,000 feet you climb. Study a topographical map (available at park ranger stations and visitor centers) and plot your course according to your pace.

- **Be prepared and carry ample supplies,** whether you are taking a day hike or going on an extended backpacking trip for several days. Carry a trail map, wristwatch, knife, matches, flashlight, water, food, insect repellent, rain gear, a compass and a first-aid kit.
- **Always maintain a safe distance of at least 100 yards between you and a wild animal.** Consider carrying bear spray as a precautionary measure. It is available for rent and purchase at the Bear Aware kiosk in Canyon Village. Please call (406) 224-5367 or visit for more information.
- **Hike with a partner** and leave an itinerary with a responsible person.
- **Stay on the trail so you won't get lost.** If you do become lost, exhausted or injured, keep calm and stay on the

trail. Ask passing hikers for assistance. Do not bushwhack or travel in darkness. Should evening fall, stay where you are and wait for help to arrive.

FURTHER READING

If you'd like to learn more about hiking in Yellowstone, we recommend the following books:
Yellowstone Trails. Marschall, Mark. Yellowstone Association, 2012.
Best Easy Day Hikes—Yellowstone. Schneider, Bill. Falcon Press, 2003.

PRESERVING OUR PAST. PROTECTING OUR FUTURE.





NATURE & WILDLIFE

More plants and wild animals live in Yellowstone, in their natural habitat, than anywhere else in the lower 48 states.

PLANTS

Lodgepole pine (*Pinus contorta*), the most common tree in the park, is tall and straight, reaching up to 75 feet in height. Some American Indians used it to make frames for their tepees or lodges, hence the name. In thick groves, only treetops have branches; trees that stand alone often have lower branches because sunlight can reach their entire length.

Engelmann spruce (*Picea engelmannii*) and **subalpine fir** (*Abies lasiocarpa*) grow in the park, although lodgepole pines, which thrive in the rhyolitic soil not suited to spruce or fir, monopolize more than 80 percent of Yellowstone's forests.

The **Wyoming paintbrush** (*Castilleja linariaefolias*) is one of more than 200 species of Indian paintbrush found in America.

The yellow monkeyflower (*Mimulus guttatus*) thrives in wet areas, such as the channel run-offs near hydrothermal features. The shape of the flower's bloom resembles a monkey's face.

BEARS

Black bears and grizzlies live in the park. Look for **bear signs** like overturned or torn apart logs, excavated burrows, broken branches, claw marks on trees, scat (droppings) or tracks. **Be cautious and alert. Make noise** by talking or singing, as to not surprise bears. Hikers in bear country should carry **bear pepper spray**, have it within reach, and know how to use it.

IF YOU SEE A BEAR

If you spot a bear, **do not approach it**. Female bears with cubs or bears defending a carcass are especially dangerous.

Do not run or make abrupt moves. Bears are hunters and instinctively chase anything that flees. A bear may "**bluff charge**" and stop short of touching you. If possible, stay still until the bear calms down, then slowly back away. If you cannot detour, wait until the bear moves away from your route. If the bear knocks you down, curl into a ball and protect your stomach and neck.


Report bear sightings to a park ranger. The safety of others may depend on it!

DON'T FEED THE BEARS

A fed bear is a dead bear. When bears become accustomed to eating human food and garbage, their role in the natural environment is altered. They can become annoying or aggressive intruders who must be killed if they become a threat to visitors. Be responsible and safe by bear-proofing all food and related supplies. **To protect yourself and the bears:**

- Never leave food, trash or other scented items unattended.
- Store all food and odorous items in storage boxes where provided, sealing items in air-tight containers to minimize odors. This includes grocery bags, garbage and scented articles like soap, sunscreen, hairspray and toothpaste. Clean fire grills and picnic tables after use.
- Follow all park rules on bear-proofing your food. For more information about bear safety, ask at any visitor center.

Find ANOTHER KIND OF WILD LIFE



After Yellowstone National Park, come to Cody, Wyoming to see the most famous buffalo of all.

PLAN YOUR TRIP
AT YELLOWSTONECOUNTRY.ORG OR CALL 1-800-393-2639

Buffalo Bill's
CODY/YELLOWSTONE COUNTRY

Fly into Cody via Delta and United Airlines



WATCHABLE WILDLIFE



1



2



3



4



5



6

1. BISON (*BISON BISON*)

Often referred to as buffalo, bison can be seen in the Firehole River and Old Faithful thermal basins and in the Lamar and Hayden valleys. Each August, males charge each other, banging heads in competition for mates. Stay well out of a bison's way, especially during this time. • **Height** up to 6.6 ft • **Length** up to 10 ft • **Weight** 900-2,200 lbs. Photo: NPS.

2. ELK (*CERVUS ELAPHUS*)

The second largest member of the deer family, elk live in and near forests, feeding on leaves and other plants. During the rut (mating season), the bull elk bugle a combination of shrill whistles and grunts in an effort to attract females. Elk are most active at dusk and dawn. • **Weight** 450-1,090 lbs • **Size** 6.5-10 ft long • **Active** in winter. Photo: NPS.

3. MOOSE (*ALCES ALCES*)

These reclusive animals are most active at dusk and dawn. Moose eat aquatic vegetation and woody plants. They are excellent swimmers and can stay under water for more than 30 seconds. With few natural predators, moose can live up to 20 years! Look for them near lakes and rivers • **Weight** 700-1,400 lbs • **Size** 6-9 ft long • **Active** in winter. Photo: U.S. Fish & Wildlife.

4. OSPREY (*PANDION HALIAETUS*)

Osprey feed almost entirely on fish, using their barbed talons, nostrils and reversible toes to capture prey. Osprey usually mate for life and take part in five-month partnerships to raise young. They have white heads and their wings are dark brown on top and white below. • **Size** 21-24 in long, six ft wingspan • **Active** in winter. Photo: NPS.

5. RIVER OTTER (*LUTRA CANADENSIS*)

Often seen sliding down snow banks or riding waterfalls, it may seem otters don't have a care in the world. But they must avoid predators like bald eagles, and keep their hard-caught fish from coyotes. Near the rivers, they're safe—in the frigid water, otters are the top of the food chain. • **Length** 2-3.5 ft • **Weight** 6-31 lbs • **Active** year-round. Photo: NPS.

6. TRUMPETER SWAN (*CYGNUS BUCCINATOR*)

This snow-white bird can be seen gliding over streams, trumpeting its horn-like call, an unforgettable sound that resembles a French horn. These are some of the most imperiled birds in the park, and the swans are very sensitive to humans—be cautious near nests. • **Weight** 22-26 lbs • **Size** 60-72 in • **Active** in winter • **Migratory** Photo: NPS

TAKE THE SPIRIT OF THE NATIONAL PARKS WITH YOU WHEREVER YOU GO



HEADSWEATS®

Headsweats believes in the preservation of our nation's most precious resources - our parks.

With every purchase from our National Park Collection, we will donate 20% of sales to the National Park Foundation.



Take 25% off* your order at www.headsweats.com with coupon code: YELLOWSTONE25

*some restrictions may apply. Offer valid through 12/31/17

IDENTIFYING YELLOWSTONE'S BEARS

GRIZZLY BEAR



BLACK BEAR



Prints



Color

Grizzly Bears vary from blonde to black in color. They are typically medium to dark brown. Their long guard hairs often have a lighter tip, giving the bears their 'grizzled' appearance.

Black bears actually vary in color from black to brown, cinnamon, or blonde, and have a distinctive tan snout.

Size

Males weigh 500 pounds on average (225 kg) and can weigh up to 900 pounds. Sows average 375 pounds.

Males weigh between 210-315 pounds (95-143 kg), sows between 135-160 lbs (61-73 kg).

Height

3.5 feet (1 m)

3 feet (0.9 m)

Body Shape

The grizzly has a distinctive shoulder hump that is actually muscle mass.

Black bears lack the grizzly's hump and their rumps are higher than front shoulders.

Face

Grizzlies have a concave profile with a depression between the eyes and the end of the snout. Ears are round and proportionately small.

Black bears have a straight facial profile with a relatively long muzzle. Ears are long, pointed and prominent.

Claws

Grizzly claws are long, between 2-4 inches (5-10 cm), and formidable. They are often clearly visible in the tracks.

Black bear claws are less than two inches long, usually dark colored, sharp, curved, and good for climbing.

Life Expectancy

15-20 years in the wild; more than 30 years in captivity.

15-20 years in the wild; more than 30 years in captivity.

Behavior

- Usually more aggressive than black bears. Females will aggressively protect cubs.
- Day beds in dense vegetation are used to rest and escape the summer's heat.
- Mostly active during dusk and dawn, although can be active any time of day.
- Strength is exceptional. They routinely roll huge rocks and logs looking for food.
- Powerful digging ability allows them to feed on roots, bulbs, and rodents and dig dens on steep mountain slopes.

- Usually less aggressive than grizzly bears.
- Often den in open spaces under tree roots and rocks at low to middle elevations.
- Active mainly during the day, but may be active any time of day or night.
- Excellent tree climbing ability is used to escape predators and other bears. Threatened mothers send cubs climbing to feed on nuts and fruit in trees.
- Cubs weigh about one-half pound at birth and stay with their mother up to 1.5 years.



JUST FOR KIDS

A host of ranger-led activities are specially designed for young visitors. Fun, educational films are also shown daily at most visitor centers. For more information about park programs, pick up a copy of the park newspaper, *Yellowstone*, at any visitor center or visit [nps.gov/yell/forkids](https://www.nps.gov/yell/forkids).

Kids 11 and under stay free at park lodges, and discounts for youngsters are available for most Yellowstone National Park Lodges activities and tours. For information, call **(307) 344-7311** or ask at any park lodge.

BECOME A JUNIOR RANGER

Pick up a free Junior Ranger newspaper at any visitor center and start tracking animals, predicting geyser eruptions and more. Kids ages 5 to 12 who finish enough activities earn a Junior Ranger patch.

WATCH OLD FAITHFUL ERUPT

No trip to Yellowstone is complete without this magnificent live show, which may be caught, on average, every 92 minutes.

HEAR TALES AROUND A CAMPFIRE

At family campfire programs, hear tall tales about mountain men and American Indians, as well as stories about bison, elk and bears. Ask at any visitor center for times and locations.

EXPLORE A VISITOR CENTER

Visitor centers feature many exhibits of interest to kids. Kids love the animal displays and the trapper exhibit at Albright Visitor Center at Mammoth Hot Springs, which includes all the tools of the trade. The Old Faithful Visitor Education Center

contains an entire area for kids and the young at heart known as the Young Scientist Exhibit Hall. Enjoy interactive scientific explorations and learn how to predict Old Faithful Geyser while enjoying a geyser model that erupts all day long.

SEE A WATERFALL

Upper and Lower Falls in the Grand Canyon of the Yellowstone highlight the incredible beauty and power of waterfalls.

GO ON A PHOTO SAFARI

Take photos of animals, geysers and amazing scenery, learn more about your camera and photography and share special shots with family and friends.

PICK UP A FREE ACTIVITY BOOK

The *Kids Activity Book*, available at hotel dining rooms, includes games and activities that kids can complete to earn prizes!

HOP THE STAGECOACH AT ROOSEVELT

Take a ride in a stagecoach accompanied by the cloppety-clop of horse hooves. Rides leave several times a day. For more information, call **(307) 344-7311** or stop at front desks or activities desks at any park lodge.

JOIN THE YOUNG SCIENTIST PROGRAM

Self-guiding booklets for the Young Scientist Program are available at the Old Faithful Visitor Center and the Canyon Visitor Education Center for \$5. Children ages 5 and older can receive a patch or keychain for unraveling scientific mysteries.



PHOTOGRAPHY

The ecosystems of America's national and state parks and public lands are among the most diverse on the planet—from the wetlands of the Everglades to the temperate rain forests of Olympic National Park and the deserts of Death Valley to the mountains of Yellowstone and Grand Teton. For both aspiring and experienced photographers, the goal of any trip to a national park is to capture its endemic wildlife.

Taking photographs of animals presents a unique set of challenges. Landscapes cooperate; wildlife does not. Not only are animals likely to react to a photographer's presence, but they are also driven by their own instincts and behavior, which can make capturing them difficult. The tips below will help you compose better wildlife images of all creatures great and small—from the bison to the tiniest hummingbird and everything in between.

- **Use a tripod.** If you are using a large telephoto lens, consider investing in a gimbal head, which will make it easier to track your subject.
- **Know your subject.** Before you take out your camera, understand your subject's



JPecha/Stock

Don't miss your shot! Be aware of your surroundings.

behavior so that you can be prepared for what it will do next.

- **The eyes have it.** Capturing your subject's eyes will lead the viewer into the picture and make your image more impactful. Always keep the eyes in focus and try to place them in the power points (the intersection of rule of third guidelines).
- **Keep a safe distance.** You'll want to keep a minimum of 25 yards between you and your subject and more than 75 yards for larger predators. That means that you'll need a big telephoto lens if you want to get up close and personal.
- **Shoot in burst mode.** Instead of taking a single frame, increase the probability that you'll capture the behavior, head position or angle by capturing multiple frames.
- **Be prepared.** Wildlife, and particularly birds, move quickly and without provocation. Practice your panning skills to better catch birds when they alight.
- **Timing is everything.** The best time to photograph wildlife is during the golden hours—at dusk and dawn—when the light is soft and less likely to cast harsh shadows across your subject's face.
- **Keep it simple.** The easiest way to draw attention to your subject is to use a simple background. Use a shallow depth of field to blur any distracting backgrounds.
- **Aim for the action.** Make your image more compelling by capturing your subject exhibiting its natural behavior—flying, hunting, eating or caring for young. The best way to take better photographs is to practice, and you don't need to go far. Buy a bird feeder and build a studio in your backyard, where you'll be able to create your own version of *A Star(ling) is Born*.



Arches National Park

Two National Parks... ...One Extraordinary Destination!

Visit the only Utah destination where you can experience two of **The Mighty 5®** National Parks from one convenient location. Visitors from around the world come to the town of Moab to experience sunrise over the towering depths of Canyonlands National Park and then follow it up with sunset in the otherworldly red rock landscape of Arches National Park. Moab's year-round access to thousands of square miles of amazing red rock landscapes, along with the cool waters of the Colorado River, has made it one of the most sought-after outdoor recreation destinations in the American Southwest.



Put yourself in the picture and start planning your visit today!

For a FREE travel planner call 435-259-8825 or visit discovermoab.com

Canyonlands National Park



MOAB
Where Adventure Begins

LIFE
UTAH
ELEVATED




FEED YOUR ADVENTURE®



If you're visiting a national park this summer, look for a **CLIF Trail Magic Adventure Guide** who can help you unlock the door to adventure.

Spread the word and the love. Share your national park adventures with us! **#trailmagic.**

cliftrailmagic.com



© 2017 CLIF BAR & COMPANY. TRADEMARKS AND REGISTERED TRADEMARKS ARE OWNED BY CLIF BAR & COMPANY, OR USED WITH PERMISSION.



CELEBRATE THE SUMMER WITH CLIF
You can win some Trail Magic from our participating partners.



Look for one of our Adventure Guides to get a free CLIF® Nut Butter Filled Energy Bar plus a Trail Magic game piece. Visit cliftrailmagic.com to find out if you've won park experiences, gear and your next national park trip.



Big Sky Resort

One hour north of the West Entrance to Yellowstone National Park, Big Sky Resort is your Basecamp to Yellowstone. Enjoy complete resort amenities with lodging and adventure activities for all sizes.

Bigskyresort.com



Bushnell

Bushnell Engage™ Binoculars are built from the inside out to deliver the clearest viewing experience - every time, in every condition. They make the perfect companion to any national park adventure.

Bushnell.com/EngageBinoculars



Montana Whitewater

Join locally owned and operated Montana Whitewater for an exhilarating white water rafting trip, fly fishing excursion, zipline tour, or overnight adventure! Great for families, first-timers and experts alike!

montanawhitewater.com
(406) 763-4465



Yellowstone Giant Screen Theatre

Located at the west entrance of Yellowstone National Park, the Yellowstone Giant Screen Theatre is a "must see" on your travel itinerary. They'll take you to all the places you haven't seen.

yellowstonegiantscreen.com
(406) 646-4100

TraiiMagic

PARTICIPATING PARTNERS





IF YOU ONLY HAVE A DAY

To make the most of your day, start out at one of the nine visitor centers or contact stations in the park. Maps, books, relevant park updates, and park rangers or their assistants are available to answer your questions before you set out on an adventure-filled day in the park! Yellowstone comprises more than 2 million acres (larger than Delaware and Rhode Island combined)—plan ahead to make the most of your experience.

If you're looking for an easy way to tour the most popular sights in the park, try a full-day interpretive motorcoach tour offered by Yellowstone National Park Lodges. Tours depart daily from all park ho-

tels and include all the major natural highlights of the park. Information, schedules and rates are available in the Experience Planner, available at all park hotels and Yellowstone National Park Lodges-operated campgrounds.

Or try a combination of both—individual outdoor exploration supplemented by a partial day or evening **Historic Yellow Bus Tour**. Step back in time and view the park from a past perspective by touring in a refurbished yellow bus that toured Yellowstone beginning in the 1930s.

If you want to see the park on your own, visit **Hayden** and **Lamar valleys** to search for wildlife or spend some time exploring the **Upper Geyser Basin**. Yellowstone possesses most of the world's active geysers and the Upper Geyser Basin is home to the most in the park, including world famous **Old Faithful**. Hop out of the car and hike as little or as much of the trail as you like—the three-mile round-trip route showcases more than 150 hydrothermal features, including numerous hot springs and a recently developed mudpot! While you're there take a few minutes to check out the **Old Faithful Inn**, which has been welcoming guests to the park for almost 110 years.

With **over 1,000 miles of trails**, wilderness envelops park visitors. Head into the backcountry and take a step back in time. Stop at a visitor center for trail condition updates, safety tips and suggestions for hikes that suit your abilities and those of your group. Be sure to pack food and water, along with other items suggested by rangers. Then hit the trails and have some fun!



NPS

The world famous Old Faithful Geyser erupts multiple times a day. Get there early and find a seat on the viewing platform.

CASIO®

Smart Outdoor Watch

PRO TREK Smart androidwear




WSD-F20

GPS + FULL-COLOR MAP



Discover new ways of enjoying the outdoors



• Built in low-power GPS | Full-color map display for offline use | Dual-layer LCD | Bluetooth® connection | 50-meter water-resistant structure* | Military Standard compliance* | Android Wear™ APP |

*1 Original Casio criteria: *2 *Drop: Tested in conformance with MIL-STD-810G Method 516.7 Procedure IV. •Random Vibration: Tested in conformance with MIL-STD-810G Method 514.7 Procedure I. •Humidity: Tested in conformance with MIL-STD-810G Method 507.6 Procedure II. •Solar Radiation: Tested in conformance with MIL-STD-810G Method 502.6 Procedure II. •Non-Operating Altitude: Tested in conformance with MIL-STD-810G Method 500.6 Procedure I. •Operating Altitude: Tested in conformance with MIL-STD-810G Method 500.6 Procedure II. •Non-Operating High Temperature: Tested in conformance with MIL-STD-810G Method 501.6 Procedure I. •Non-Operating Low Temperature: Tested in conformance with MIL-STD-810G Method 502.6 Procedure I. •Temperature Shock: Tested in conformance with MIL-STD-810G Method 503.6 Procedure I-C. •Icing Freezing Rain: Tested in conformance with MIL-STD-810G Method 521.4 Procedure I. (The performance of this instrument has been confirmed under various test environments, but its operation in actual use is not guaranteed for every environment. Freedom from breakage or failure can also not be guaranteed.) •This product conforms to the JIS C 61000-3-2 harmonic electrical current standard. •This product is in conformity with or certified to the Radio Law, Telecommunications Business Law and VCCI. •The screen design shown is correct at the time of development. Actual design may vary. •The final specifications may differ from those shown. *Bluetooth® and Bluetooth SIG are registered trademarks. **Wi-Fi are Wi-Fi Alliance registered trademarks. *Android, Android Wear and other terms are trademarks of Google Inc. *Other service and product names are, in general, trademarks or registered trademarks of the companies concerned.



protrek.casio.com

CASIO ©2017 CASIO AMERICA, INC.

Jeep®

FREEDOM

IN EVERY DIRECTION

THE ALL NEW 2017 COMPASS



© 2017 FCA US LLC. All Rights Reserved.
Jeep is a registered trademark of FCA US LLC.

*The All-New 2017 Jeep Compass Limited.
With a highway fuel economy that's best in its class,
the freedom to explore all of America's best parks is yours.*

Jeep is proud to be a founding member of Tread Lightly!

treadlightly!®

ON LAND AND WATER

